

National Institutional Ranking Framework

Ministry of Human Resource Development

Government of India

Welcome to Data Capturing System: COLLEGE

Submitted Institute Data for NIRF'2019'

Institute Name: Y. A. Govt. College for Women [IR-C-C-32734]

Sanctioned (Approved) Intake

Academic Year	2017-18	2016-17	2015-16	2014-15	2013-14	2012-13
UG [3 Years Program(s)]	390	360	360	-	-	-
PG [2 Year Program(s)]	30	0	-	-	-	-

Total Actual Student Strength (Program(s) Offered by Your Institution)

(All programs of all years)	No. of Male Students	No. of Female Students	Total Students	Within State (Including male & female)	Outside State (Including male & female)	Outside Country (Including male & female)	Economically Backward (Including male & female)	Socially Challenged (SC+ST+OBC Including male & female)	No. of students receiving full tuition fee reimbursement from the State and Central Government	No. of students receiving full tuition fee reimbursement from Institution Funds	No. of students receiving full tuition fee reimbursement from the Private Bodies	No. of students who are not receiving full tuition fee reimbursement
UG [3 Years Program(s)]	0	613	613	613	0	0	61	459	520	0	0	0
PG [2 Year Program(s)]	0	20	20	20	0	0	6	14	20	0	0	0

Placement & Higher Studies

UG [3 Years Program(s)]: Placement & higher studies for previous 3 years

Academic Year	No. of first year students intake in the year	No. of first year students admitted in the year	Academic Year	No. of students graduating in minimum stipulated time	No. of students placed	Median salary of placed graduates(Amount in Rs.)	No. of students selected for Higher Studies
2013-14	260	173	2015-16	88	42	56000(Fifty six thousand)	32
2014-15	360	182	2016-17	118	10	96000(Ninety six thousand)	41
2015-16	360	191	2017-18	96	15	96000(Ninety six thousand)	27

PG [2 Years Program(s)]: Placement & higher studies for previous 3 years

Academic Year	No. of first year students intake in the year	No. of first year students admitted in the year	Academic Year	No. of students graduating in minimum stipulated time	No. of students placed	Median salary of placed graduates(Amount in Rs.)	No. of students selected for Higher Studies
2014-15	0	0	2015-16	0	0	0(Zero)	0
2015-16	0	0	2016-17	0	0	0(Zero)	0
2016-17	0	0	2017-18	0	0	0(Zero)	0

Financial Resources: Utilised Amount for the Capital expenditure for previous 3 years

Academic Year	2017-18	2016-17	2015-16
	Utilised Amount	Utilised Amount	Utilised Amount
Annual Capital Expenditure on Academic Activities and Resources (excluding expenditure on buildings)			
Library	142349 (One lakh Forty two thousand Three forty nine)	187460 (One lakh Eighty seven thousand Four sixty)	13284 (Thirteen thousand Two eighty four)
New Equipment for Laboratories	20000 (Twenty thousand only)	0 (zero)	0 (zero)
Other expenditure on creation of Capital Assets (excluding expenditure on Land and Building)	6000000 (Sixty lakhs)	0 (zero)	0 (zero)

Financial Resources: Utilised Amount for the Operational expenditure for previous 3 years

Academic Year	2017-18	2016-17	2015-16
	Utilised Amount	Utilised Amount	Utilised Amount
Annual Operational Expenditure			
Salaries (Teaching and Non Teaching staff)	27293900 (Two crores Seventy two lakhs Ninety three thousand Nine hundred)	26370100 (Two crores Sixty three lakhs Seventy thousand One hundred)	25723760 (Two crores Fifty seven lakhs Twenty three thousand Seven sixty)
Maintenance of Academic Infrastructure or consumables, other running expenditures etc.(excluding maintenance of hostels and allied services)	264971 (Two lakhs sixty four thousand nine hundred seventy one only)	1000 (zero)	1000 (zero)
Seminars/Conferences/Workshops	0 (zero)	70000 (seventy thousand only)	0 (zero)

PCS Facilities: Facilities of physically challenged students

1. Do your institution buildings have Lifts/Ramps?	Yes, more than 60% of the buildings
2. Do your institution have provision for walking aids, including wheelchairs and transportation from one building to another for handicapped students?	Yes
3. Do your institution buildings have specially designed toilets for handicapped students?	Yes, more than 60% of the buildings

Faculty Details

1. How many faculty members of your institution have received highly reputed national/international awards/recognition from Central government agencies in the previous year (2017-18)?	2
---	---

Faculty Details

Srno	Name	Age	Designation	Gender	Qualification	Experience (In Months)	Is Associated Last Year	Currently working with institution?	Joining Date	Leaving Date	Association type
1	V HARI HARA PRASAD	57	Lecturer	Male	M. Phil	404	Yes	Yes	21-05-2013	--	Regular
2	V PRAHARSHITA	25	Lecturer	Female	M.Tech	12	No	Yes	22-06-2017	--	Adhoc / Contractual
3	K CHANDRA SEKHAH RAO	55	Lecturer	Male	NET	92	Yes	Yes	03-09-2015	--	Regular
4	M JYOTHI	53	Lecturer	Female	M.Sc.	50	Yes	Yes	21-07-2014	--	Adhoc / Contractual

5	T RAJA RAJESWARI	54	Lecturer	Female	Ph.D	237	No	Yes	24-06-2016	--	Regular
6	D JOHN RAJ	55	Lecturer	Male	SET	218	Yes	Yes	03-09-2015	--	Regular
7	K PURNA KUMARI	59	Lecturer	Female	M.A	429	Yes	Yes	04-04-2006	--	Other
8	G SRAVNI	24	Lecturer	Female	M.Sc.	10	No	Yes	03-07-2017	--	Adhoc / Contractual
9	A V RAMANA RAO	52	Lecturer	Male	SLET	238	Yes	Yes	03-09-2015	--	Regular
10	P SRILATHA	29	Lecturer	Female	NET	67	Yes	Yes	09-01-2013	--	Regular
11	K KANAKA DURGA	33	Lecturer	Female	M.Sc.	26	No	Yes	03-06-2017	--	Adhoc / Contractual
12	KMS SAILAJA RANI	50	Lecturer	Female	M. Phil	272	Yes	Yes	30-06-2016	--	Regular
13	J BHAVANI	28	Lecturer	Female	M.COM	20	No	Yes	19-06-2017	--	Adhoc / Contractual
14	Dr CH RAMANAMMA	56	Dean / Principal / Director / Vice Chancellor	Female	Ph.D	310	Yes	Yes	03-07-2015	--	Regular
15	T BALA TRIPURA SUNDARI	24	Lecturer	Female	M.Tech	10	No	Yes	22-06-2017	--	Adhoc / Contractual
16	M SANTOSH KUMARI	40	Lecturer	Female	SET	62	Yes	Yes	03-09-2015	--	Regular
17	S SAVITHRI	54	Lecturer	Female	M.Sc.	141	No	Yes	05-10-2006	--	Regular
18	B SUJATHA	42	Lecturer	Female	M.Sc.	226	No	Yes	31-03-2017	--	Other
19	A MEENA	28	Lecturer	Female	M.COM	36	No	Yes	19-06-2017	--	Adhoc / Contractual
20	D VENKAIAH	60	Lecturer	Male	M.A.(History)	370	Yes	Yes	03-09-2015	--	Regular
21	Dr S MUTTA REDDY	60	Reader	Male	Ph.D	367	Yes	Yes	24-06-2016	--	Regular
22	CH PRAVEENA	38	Lecturer	Female	M.Sc(Phy)	135	No	Yes	25-06-2017	--	Other
23	K LAKSHMI PRAMEELA	44	Lecturer	Female	Ph.D	187	No	Yes	01-06-2017	--	Regular
24	P ARUNA	35	Lecturer	Female	NET	79	No	Yes	28-05-2017	--	Regular
25	V VIDYA SAGAR	58	Lecturer	Male	MP.Ed.	332	No	Yes	01-06-2017	--	Regular
26	A NARASIMHULU	54	Lecturer	Male	M.Sc(Phy)	260	No	Yes	01-06-2017	--	Regular
27	D DHATRI KUMARI	41	Lecturer	Female	NET	177	No	Yes	28-05-2017	--	Regular
28	G RAJESWARI	58	Lecturer	Female	M. Phil	368	No	Yes	30-06-2016	--	Regular
29	A DEEPTHI MADHURI	23	Lecturer	Female	B.Tech	10	No	Yes	22-06-2017	--	Adhoc / Contractual
30	K V SRILAKSHMI	34	Lecturer	Female	M.Sc.	10	No	Yes	28-06-2017	--	Adhoc / Contractual

31	KPPR MOHANA REDDY	51	Lecturer	Male	Ph.D	312	Yes	No	01-06-2007	31-07-2017	Regular
32	CH CHANDRA SEKHAR	59	Lecturer	Male	M.Sc.	332	Yes	No	20-06-2011	31-05-2017	Regular
33	Dr C NAGESWARA RAO	56	Lecturer	Male	Ph.D	191	Yes	Yes	03-09-2015	--	Regular

National Institutional Ranking Framework

Ministry of Education

Government of India

Welcome to Data Capturing System: COLLEGE

Submitted Institute Data for NIRF'2021'

Institute Name: Y. A. Govt. College for Women [IR-C-C-32734]

Sanctioned (Approved) Intake

Academic Year	2019-20	2018-19	2017-18	2016-17	2015-16	2014-15
UG [3 Years Program(s)]	410	390	360	-	-	-
PG [2 Year Program(s)]	60	60	-	-	-	-

Total Actual Student Strength (Program(s) Offered by Your Institution)

(All programs of all years)	No. of Male Students	No. of Female Students	Total Students	Within State (Including male & female)	Outside State (Including male & female)	Outside Country (Including male & female)	Economically Backward (Including male & female)	Socially Challenged (SC+ST+OBC Including male & female)	No. of students receiving full tuition fee reimbursement from the State and Central Government	No. of students receiving full tuition fee reimbursement from Institution Funds	No. of students receiving full tuition fee reimbursement from the Private Bodies	No. of students who are not receiving full tuition fee reimbursement
UG [3 Years Program(s)]	0	581	581	581	0	0	190	230	390	0	0	30
PG [2 Year Program(s)]	0	31	31	31	0	0	16	10	21	0	0	5

Placement & Higher Studies

UG [3 Years Program(s)]: Placement & higher studies for previous 3 years

Academic Year	No. of first year students intake in the year	No. of first year students admitted in the year	Academic Year	No. of students graduating in minimum stipulated time	No. of students placed	Median salary of placed graduates(Amount in Rs.)	No. of students selected for Higher Studies
2015-16	360	184	2017-18	96	23	102000(one lakh two thousand)	22
2016-17	360	228	2018-19	111	34	127200(one lakh twenty seven thousand two hundred)	32
2017-18	360	175	2019-20	92	52	138000(one lakh thirty eight thousand)	23

PG [2 Years Program(s)]: Placement & higher studies for previous 3 years

Academic Year	No. of first year students intake in the year	No. of first year students admitted in the year	Academic Year	No. of students graduating in minimum stipulated time	No. of students placed	Median salary of placed graduates(Amount in Rs.)	No. of students selected for Higher Studies
2016-17	0	0	2017-18	0	0	0(Zero)	0
2017-18	30	21	2018-19	20	4	144000(one lakh forty four thousand)	0
2018-19	60	6	2019-20	6	0	0(Zero)	0

Financial Resources: Utilised Amount for the Capital expenditure for previous 3 years

Academic Year	2019-20	2018-19	2017-18
	Utilised Amount	Utilised Amount	Utilised Amount
Annual Capital Expenditure on Academic Activities and Resources (excluding expenditure on buildings)			
Library	26978 (Twenty six thousand Nine hundred and seventy eight)	70055 (seventy thousand fifty five)	142349 (one lakh forty two thousand three hundred and forty nine)
New Equipment for Laboratories	0 (zero)	99937 (ninety nine thousand nine hundred and thirty seven)	4300 (four thousand three hundred)
Other expenditure on creation of Capital Assets (excluding expenditure on Land and Building)	401562 (four zero one five sic two)	2493979 (two four nine three nine seven nine)	2690141 (two six nine zero one four one)

Financial Resources: Utilised Amount for the Operational expenditure for previous 3 years

Academic Year	2019-20	2018-19	2017-18
	Utilised Amount	Utilised Amount	Utilised Amount
Annual Operational Expenditure			
Salaries (Teaching and Non Teaching staff)	30710121 (three zero seven one zero one two one)	30154515 (three zero one five four five one five)	30443610 (three zero four four three six one zero)
Maintenance of Academic Infrastructure or consumables and other running expenditures(excluding maintenance of hostels and allied services,rent of the building, depreciation cost, etc)	42600 (forty two thousand six hundred)	149960 (one lakh forty nine thousand nine hundred sixty)	264911 (two lakh sixty four thousand nine hundred and eleven)
Seminars/Conferences/Workshops	0 (zero)	0 (zero)	0 (zero)

PCS Facilities: Facilities of physically challenged students

1. Do your institution buildings have Lifts/Ramps?	Yes, more than 80% of the buildings
2. Do your institution have provision for walking aids, includingwheelchairs and transportation from one building to another for handicapped students?	Yes
3. Do your institution buildings have specially designed toilets for handicapped students?	Yes, more than 80% of the buildings

Faculty Details

Srno	Name	Age	Designation	Gender	Qualification	Experience (In Months)	Is Associated Last Year	Currently working with institution?	Joining Date	Leaving Date	Association type
1	Dr Ch Ramanamma	58	Dean / Principal / Director / Vice Chancellor	Female	Ph.D	333	Yes	Yes	03-07-2015	--	Regular
2	KMS Sailaja Rani	52	Associate Professor	Female	MCA	300	Yes	Yes	30-06-2016	--	Regular
3	A V Ramana Rao	54	Associate Professor	Male	M.A	146	Yes	Yes	03-09-2015	--	Regular
4	K Chandrasekhara Rao	57	Lecturer	Male	M.A	258	Yes	Yes	03-09-2015	--	Regular
5	V Harihara Prasad	59	Lecturer	Male	M. Phil	380	Yes	Yes	21-05-2013	--	Regular
6	S Savithri	56	Lecturer	Female	Ph.D	356	Yes	Yes	05-10-2006	--	Regular

7	P Srilatha	31	Lecturer	Female	M.COM	78	Yes	Yes	09-01-2013	--	Regular
8	D John Raj	57	Lecturer	Male	M.A.(Economics)	84	Yes	Yes	03-06-2013	--	Regular
9	M Santosh Kumari	42	Lecturer	Female	M.Sc.	62	Yes	Yes	03-09-2015	--	Regular
10	Dr D Dhatri Kumari	43	Lecturer	Female	Ph.D	38	Yes	Yes	28-05-2017	--	Regular
11	P Aruna	37	Lecturer	Female	M.Sc.(Microbiology)	38	Yes	Yes	28-05-2017	--	Regular
12	Ch Praveena	40	Lecturer	Female	M.Sc.	37	Yes	Yes	25-06-2017	--	Regular
13	M Jyothi	55	Lecturer	Female	M.Sc.	72	Yes	Yes	21-07-2014	--	Adhoc / Contractual
14	G Jyothirmayi	36	Lecturer	Female	M.Sc.	44	Yes	Yes	29-11-2016	--	Adhoc / Contractual
15	V Meena	31	Lecturer	Female	M.COM	62	Yes	Yes	12-10-2015	--	Adhoc / Contractual
16	T Bala Tripura Sundari	26	Lecturer	Female	M.Tech	35	Yes	Yes	21-06-2017	--	Adhoc / Contractual
17	A Naga Vijaya Lakshmi	25	Lecturer	Female	M.Sc.	8	No	Yes	28-11-2020	--	Adhoc / Contractual
18	V Jasmin Gold	37	Lecturer	Female	Ph.D	24	No	Yes	01-12-2020	--	Adhoc / Contractual
19	S V SubbaReddy	39	Other	Male	M.Sc.	121	Yes	Yes	14-04-2010	--	Adhoc / Contractual
20	N Powlas	62	Lecturer	Male	M.A.(Political Science)	380	Yes	Yes	02-07-2018	--	Adhoc / Contractual
21	M Ramesh	37	Lecturer	Male	M.A.(History)	20	No	Yes	06-11-2020	--	Adhoc / Contractual
22	D Sailakshmi	24	Lecturer	Female	M.COM	3	No	Yes	01-09-2020	--	Adhoc / Contractual
23	B SaiDurga	23	Lecturer	Female	M.COM	2	No	Yes	03-09-2020	--	Adhoc / Contractual
24	G Jayasree	24	Lecturer	Female	MCA	10	No	Yes	25-01-2021	--	Adhoc / Contractual
25	B Sravani	36	Lecturer	Female	M.Sc.	96	Yes	Yes	12-06-2018	--	Regular
26	K Lakshmi Prameela	46	Lecturer	Female	Ph.D	216	Yes	Yes	01-06-2017	--	Regular
27	A Deepthi Madhuri	25	Lecturer	Female	B.Tech	26	Yes	Yes	01-02-2021	--	Adhoc / Contractual
28	B Sridevi	40	Lecturer	Female	Ph.D	84	Yes	Yes	23-01-2019	--	Regular
29	M Abhitej	24	Lecturer	Male	M.Sc.	10	No	Yes	18-01-2021	--	Adhoc / Contractual

National Institutional Ranking Framework

Ministry of Education

Government of India

Welcome to Data Capturing System: COLLEGE

Submitted Institute Data for NIRF'2022'

Institute Name: Y. A. Government College for Women [IR-C-C-32734]

Sanctioned (Approved) Intake

Academic Year	2020-21	2019-20	2018-19	2017-18	2016-17	2015-16
UG [3 Years Program(s)]	440	410	360	-	-	-
PG [2 Year Program(s)]	90	60	-	-	-	-

Total Actual Student Strength (Program(s) Offered by Your Institution)

(All programs of all years)	No. of Male Students	No. of Female Students	Total Students	Within State (Including male & female)	Outside State (Including male & female)	Outside Country (Including male & female)	Economically Backward (Including male & female)	Socially Challenged (SC+ST+OBC Including male & female)	No. of students receiving full tuition fee reimbursement from the State and Central Government	No. of students receiving full tuition fee reimbursement from Institution Funds	No. of students receiving full tuition fee reimbursement from the Private Bodies	No. of students who are not receiving full tuition fee reimbursement
UG [3 Years Program(s)]	0	1563	1563	1563	0	0	469	1094	1485	0	0	78
PG [2 Year Program(s)]	0	23	23	23	0	0	0	23	23	0	0	0

Placement & Higher Studies

UG [3 Years Program(s)]: Placement & higher studies for previous 3 years

Academic Year	No. of first year students intake in the year	No. of first year students admitted in the year	Academic Year	No. of students graduating in minimum stipulated time	No. of students placed	Median salary of placed graduates(Amount in Rs.)	No. of students selected for Higher Studies
2016-17	360	228	2018-19	111	34	127200(one lakh twenty seven thousand two hundred)	32
2017-18	360	175	2019-20	92	52	138000(one lakh thirty eight thousand)	23
2018-19	360	153	2020-21	78	34	168000(one lakh sixty thousand)	13

PG [2 Years Program(s)]: Placement & higher studies for previous 3 years

Academic Year	No. of first year students intake in the year	No. of first year students admitted in the year	Academic Year	No. of students graduating in minimum stipulated time	No. of students placed	Median salary of placed graduates(Amount in Rs.)	No. of students selected for Higher Studies
2017-18	30	21	2018-19	20	4	144000(one lakh forty four thousand)	0
2018-19	60	6	2019-20	6	1	180000(one lakh eighty thousand)	0

2019-20	60	4	2020-21	4	0	0(Zero)	0
---------	----	---	---------	---	---	---------	---

Financial Resources: Utilised Amount for the Capital expenditure for previous 3 years

Academic Year	2020-21	2019-20	2018-19
	Utilised Amount	Utilised Amount	Utilised Amount
Annual Capital Expenditure on Academic Activities and Resources (excluding expenditure on buildings)			
Library	3000 (Three thousand rupees only)	26978 (Twenty Six Thousand Nine hundred and Seventy Eight rupees only)	82055 (Eighty Two thousand Fifty Five thousand only)
New Equipment for Laboratories	0 (zero)	0 (zero)	0 (zero)
Other expenditure on creation of Capital Assets (excluding expenditure on Land and Building)	0 (zero)	0 (zero)	0 (zero)

Financial Resources: Utilised Amount for the Operational expenditure for previous 3 years

Academic Year	2020-21	2019-20	2018-19
	Utilised Amount	Utilised Amount	Utilised Amount
Annual Operational Expenditure			
Salaries (Teaching and Non Teaching staff)	27137239 (Two Crore Seventy One lakh Thirty Seven thousand Two Hundred and Thirty Nine rupees only)	29523519 (Two Crore Ninety Five lakh Twenty Three thousand Five hundred and Nineteen rupees only)	29187291 (Two crore Ninety One lakh Eighty Seven thousand Two hundred and Ninety one rupees only)
Maintenance of Academic Infrastructure or consumables and other running expenditures(excluding maintenance of hostels and allied services,rent of the building, depreciation cost, etc)	1000 (zero)	1000 (zero)	1000 (zero)
Seminars/Conferences/Workshops	0 (zero)	0 (zero)	0 (zero)

PCS Facilities: Facilities of physically challenged students

1. Do your institution buildings have Lifts/Ramps?	Yes, more than 60% of the buildings
2. Do your institution have provision for walking aids, including wheelchairs and transportation from one building to another for handicapped students?	Yes
3. Do your institution buildings have specially designed toilets for handicapped students?	Yes, more than 60% of the buildings

Faculty Details

Srno	Name	Age	Designation	Gender	Qualification	Experience (In Months)	Currently working with institution?	Joining Date	Leaving Date	Association type
1	Dr Ch Ramanamma	59	Dean / Principal / Director / Vice Chancellor	Female	Ph.D	369	Yes	03-07-2015	--	Regular
2	KMS Sailaja Rani	53	Associate Professor	Female	MCA	324	Yes	30-06-2016	--	Regular
3	A V Ramana Rao	55	Associate Professor	Male	M.A	170	Yes	03-09-2015	--	Regular
4	K Chandrasekhara Rao	58	Lecturer	Male	M.A	282	Yes	03-09-2015	--	Regular
5	V Harihara Prasad	60	Lecturer	Male	M. Phil	403	Yes	21-05-2013	--	Regular
6	S Savithri	57	Lecturer	Female	Ph.D	380	Yes	05-10-2006	--	Regular

7	P Sriatha	32	Lecturer	Female	M.COM	102	Yes	09-01-2013	--	Regular
8	D John Raj	58	Lecturer	Male	M.A.(Economics)	108	Yes	03-06-2013	--	Regular
9	M Santosh Kumari	43	Lecturer	Female	M.Sc.	86	Yes	03-09-2015	--	Regular
10	Dr D Dhatri Kumari	44	Lecturer	Female	Ph.D	62	Yes	28-05-2017	--	Regular
11	P Aruna	38	Lecturer	Female	M.Sc.(Microbiology)	62	Yes	28-05-2017	--	Regular
12	Ch Praveena	41	Lecturer	Female	M.Sc.	61	Yes	25-06-2017	--	Regular
13	M Jyothi	56	Lecturer	Female	M.Sc.	176	Yes	21-07-2014	--	Adhoc / Contractual
14	G Jyothirmayi	37	Lecturer	Female	M.Sc.	187	Yes	29-11-2016	--	Adhoc / Contractual
15	V Meena	32	Lecturer	Female	M.COM	48	Yes	12-10-2015	--	Adhoc / Contractual
16	T Bala Tripura Sundari	27	Lecturer	Female	M.Tech	36	Yes	21-06-2017	--	Adhoc / Contractual
17	A Naga Vijaya Lakshmi	26	Lecturer	Female	M.Sc.	8	Yes	28-11-2020	--	Adhoc / Contractual
18	V Jasmin Gold	38	Lecturer	Female	Ph.D	8	Yes	01-12-2020	--	Adhoc / Contractual
19	S V SubbaReddy	40	Other	Male	M.Sc.	138	Yes	14-04-2010	--	Adhoc / Contractual
20	N Powlas	63	Lecturer	Male	M.A.(Political Science)	24	Yes	02-07-2018	--	Adhoc / Contractual
21	M Ramesh	38	Lecturer	Male	M.A.(History)	9	Yes	06-11-2020	--	Adhoc / Contractual
22	D Sailakshmi	25	Lecturer	Female	M.COM	11	Yes	01-09-2020	--	Adhoc / Contractual
23	B SaiDurga	24	Lecturer	Female	M.COM	11	Yes	03-09-2020	--	Adhoc / Contractual
24	G Jayasree	25	Lecturer	Female	MCA	6	Yes	25-01-2021	--	Adhoc / Contractual
25	B Sravani	37	Lecturer	Female	M.Sc.	120	Yes	12-06-2018	--	Regular
26	K Lakshmi Prameela	47	Lecturer	Female	Ph.D	240	Yes	01-06-2017	--	Regular
27	A Deepthi Madhuri	26	Lecturer	Female	B.Tech	7	Yes	01-02-2021	--	Adhoc / Contractual
28	B Sridevi	41	Lecturer	Female	Ph.D	108	Yes	23-01-2019	--	Regular
29	M Abhitej	25	Lecturer	Male	M.Sc.	7	Yes	18-01-2021	--	Adhoc / Contractual

Commissionerate of Collegiate Education, A.P
Academic & Administrative Audit of Degree Colleges

Format-I (Institutional Data)

District : PRAKASAM

COLLEGE PROFILE

College Name, URL of Website, email and Phone	YAGDC(W), CHIRALA ; www.yagdcw.com ; gdcwchirala@gmail.com ; Ph.No: 08594-232204		
Name of the Principal, email & Mobile Number	Dr.Ch.Ramanamma ; ramani.chenna@gmail.com ; Ph.No: 9440945039		
Name of the Vice-Principal, email & Mobile Number	G.Rajeswari ; gangavarapurajeswari98@gmail.com ; Ph.No:9848877879		
Name of the IQAC Coordinator, email & Mobile Number	A.V.Ramana Rao ; ramanarao46@gmail.com ; Ph.No: 9292058594		
Year of Establishment & details of land available if any	1966 ; 7.5 acres		
Recognizing University & AISHE CODE	Acharya Nagarjuna University ; AISHE CODE: C-32734-2017		
Grade with Cycle, Accredited Year & CGPA (Status of Accreditation if not Accredited)	Cycle-2 ; 2012 Oct. ; 2.71		
UPEER Recognition (2f & 12 B)	Yes		
Regular Working Hours(if shift system mention details of both shifts & give reasons for shift system)	General Shift	10 A.M. to 5 P.M.	
Total Posts Sanctioned: 31	Regular Working: 17	Contract Working: 02	Guest Working: 07
Department wise & year wise Students strength particulars (Statement enclosed)	Filled statement available for 2017-18		

I-CURRICULAR ASPECTS

Item	Status with documentary support (YES OR NO)	Impression of Academic Advisor along with grade A(Good)/ B(Satisfactory)/ C (poor) after Observation	Recommendation/ Suggestions by Academic Advisors
Implementation of Annual Institutional Plan	Institutional Plan	Maintained	
Departmental Annual & Semester Wise Curricular Plans	Curricular Plans Department wise	Maintained in the Departments	

Whether the above two circulated among Students?	Circulation copies with dates	10.6.2017 I,III,V Sem. 10.11.2017 II,IV,VI	
College Activity Register 2017-18	Record of Activity Register	Maintained	
College Calendar/College Magazine	Copy of Calendar & Magazine	Available	
Add-on Courses (Department-wise) completed during 2016-17	List of Add On courses for 2016-17	Certifiacte, Diploma & Tally, Erp ,Adv.Diploma in Communication Skills(UGC	
Add-on Courses (Department-wise) in 2017-18	List of Add On courses for 2017-18	TALLY(ERP), DTP, Value Addition Course in English, Communicative English	
Coverage of Syllabus (Average Percentage)	90-100 A/80-90 B/Less than 80 C	100%	
Teaching of Value added courses (HVPE & Foundation Courses & Cluster Electives)	Papers must be verified	Maintained	
No. of New UG & PG Courses introduced in 2017-18	List of courses in 2017-18	M.Com	
Maintenance of Student Attendance Registers including Biometric Attendance	Both should be verified	Maintained	
Whether feedback on curriculum was obtained from stake holders and analysed	Analysis Report shall be verified, if not done suggest for it and should be complied by in ATR	Obtained & analysed	

II-TEACHING, LEARNING & EVALUATION

Student admissions-Cut off marks and % of SC,ST, BC, minority and OC students admitted(Group wise) in 2017-18	Admission Registers - maintained in the office	Maintained	
Social-economic status of students enroled(Group wise and Year wise) in 2017-18	Admission Registers - maintained in the office	Maintained	

Student Ratio (Group wise)	Sanctioned Seats against Applications Received	B. Com/B Sc(MPCs)-- 1:2 Other courses-- 1:1	
Percentage of differently abled students (Divyangjan) on roll		Less than 1%	
Percentage of full time teachers against sanctioned posts in 2017-18	List of Full Time Faculty	55%	
Student - Full time teacher ratio		34-1	
Number of days from the date of last semester-end/ year- end examination till the declaration of results in 2017-18		I, III, V Sem. - 101 II, IV, VI Sem. - 85 Total : 186	
Teaching Diaries & Teaching Plans in Prescribed Formats	Available	maintained by all faculty members	
Use of ICT in teaching and learning	Available	ICT Log Books	
Average percentage of teachers using ICT for effective teaching with Learning Management Systems (LMS), E-learning resources etc.	If Log Books are not maintained it should be advised to keep it by submission of ATR -	about 60%	
Co-Curricular Activities (College level)	Register of Co-Curricular Activities	Maintained in the departments	
Seminars/conferences/workshops organised in 2017-18	Date wise list for 2017-18. State level Workshop organised by Dept. of	Maintained in the departments	
Academic Competitions (College Level & Above)	Register must be available with IQAC	College activity register	
Conduct of Internal Examinations-Internal assessment	Continuous & Comprehensive Assessment(CCA) Registers Department wise	maintained in the departments	
Teacher wise result analysis (MARCH/APRIL -2017 & SEP/OCT/NOV- 2017)	Department should maintain this Register	Result analysis paper- wise, Teacher-wise maintained in the departments	
Pass percentage of students (Group wise) in 2017-18	Examination Cell Register	52%	

Percentage of students undertaking field projects / internships	Departmental Register	more than 50%	
Remedial Classes	Remedial Coaching Register - Coursewise	Maintained by the departments	
Conduct of Bridge course	Bridge Course Register for newly admitted Students	Maintained in the Dept's	
Feed back on Teachers by Students and its analysis	Analysis Report	Yes-available with Depts.	
Student satisfaction survey- on Institution	IQAC should take this feedback	Yes-available with Depts.	

III-RESEARCH, INNOVATIONS AND EXTENSION

Is the College a Recognized Research Centre	Documentary evidence	NO	
No. of Research Guides in the College	List of Recognised Guides -- 2	1.Dr.S.MuttaReddy, Reader in Chemistry, 2.Dr.T.Rajarajeswari, Reader in Chemistry	
No. of Research Scholars working for M.Phil & Ph. D	List of Research Scholars -- Chemistry	1.Dr.S.MuttaReddy, guided 7 members in Ph.D,(1 Ph.D awarded, 4 Mphil completed) 2.Dr.T.Rajarajeswari, guided 7 members in Ph.D(1 Mphil completed)	
Major/Minor/Other Research Projects	List of Projects for 2017-18	Minor Research Project in Soil Analysis of Piduguralla of chemistry dept.	

Research Papers Published in 2017-18 (SCOPUS, Web of Science , ICI)	Number of Publications for 2017-18	Village colourometric method-Dr.S.MuttaReddy, 04-Dr.MuttaReddy , 03-Dr.S.Muttareddy	
Papers Presented in 2017-18 (International/ National/ State)	Documentary evidence	National seminar attended-13, workshops attended - 11, National conferences-02,International seminar-01	
Books Published in 2017-18 (Single Author/ Co Author)	Documentary evidence	1(Dr.S.MuttaReddy)	
Seminars/Workshops/ Training Programme Conducted in 2017-18 (International/ National/ State)	Documentary evidence - Chemistry	One State level workshop was organised by Dept. of Chemistry	
Record of Consultancy in 2017-18	Documentary evidence with amount received out of this consultancy	--	<i>suggest to encourage consultancy</i>
Whether the Institution has created an ecosystem for innovation including incubation centre and other initiatives for transfer of knowledge	Linkages/Collaborations etc	Optimus Pharma,Hyd. Yotus Lab,Guntur	
Whether the institution conducted workshop/seminars on Intellectual Property Rights (IPR), Industry-Academia innovative practices	Documentary Evidence	NO	<i>suggest to conduct in future</i>
Record of MoUs in 2017-18	Memorandum of Understandings	Available with all departments	
Record of Subject/Department Related Extension Activities	Record of Extension Activity Register	Available with all departments	
Number of extension programmes conducted in the neighbourhood community to sensitize the students	List of Activities - Chemistry	Soil Analysis, Kollavaripalem Vil.Parchur Md.	

Number of extension programmes conducted in collaboration with Community/NGOs through NSS/NCC/Red Cross/YRC etc.,	List out as per priority basis	NSS through ROTARY CLUB, LIONS CLUB, YRC-10 programs	
Details of students participating in extension activities with Government Organisations, Non-Government Organisations and programs such as Swachh Bharat, ODF, Aids Awareness, Gender Issue, Unnat Bharat Abhiyaan etc	List of students participated and adopted villages if any	Swachh Bharath, ODF AIDS awareness programs, conducted ANU Yourth Festival	
Number of awards and recognition received for extension activities from Government/ recognised bodies	List of Awards	Lions Club given award to the Principal, Vasavi Club given award to the Principal	

IV-INFRASTRUCTURE AND LEARNING RESOURCES

Number of Class rooms, Labs and computing equipment	Classrooms/Labs separately in SFT	Class rooms-14, Labs-7, Computers-50	
Facilities for sports, games (indoor, outdoor, gymnasium, yoga centre etc.,) and cultural activities	Physical verification of all facilities including the utility of such facilities	Gymnasium, Shuttle, tennicoit, badminton, carroms, javelin, discus,	
Classrooms and seminar halls with ICT - enabled facilities such as smart class, Virtual Class Room, LMS, etc.	Check the utility with Log Books	Seminal Hall under construction with RUSA funds, Smart Class rooms-2, Virtual Class rooms-1	
Budget allocated for infrastructure augmentation	Budget in 2017-18 from all sources	Rs.1,00,40,000 from RUSA funds	
Library is automated using Integrated Library Management System & NDL	Check whether INFLIBNET licence is there and working	automation of Library is under process	

61	Collection of rare books, manuscripts, special reports or any other knowledge resource for library enrichment	Check with Library Catalogues	some rare books available in the library	
62	Does college has e-Journals, e-books, e-ShodhSindhu, Shodhganga membership and Databases	Check Digital Library and Access to students 24 X 7	after automation completed, we will be paid to contribute for E-Body	
63	Expenditure for purchase of books and journals in 2017-18	Expenditure for 2017-18	Rs.52,000	
64	Percentage per day usage of library by teachers and students including Logins for INFLIBNET	Check with User credentials of Staff & Students	Presently not installed, under process,50%	
65	Student-Computer ratio	Total number of Students against Total working Computers	8:1	
66	Wifi in the campus	Check whether total Wi Fi or Partial Wi Fi & whether extended to students	Yes	
67	Updation of IT facilities	Office Automation, Digital Classes, E-Office, Digital Library	Yes	
68	Expenditure incurred on maintenance of physical facilities and academic support facilities excluding salary component	Expenditure Details for 2017-18	Rs.1,10,000	
69	Established systems and procedures for maintaining and utilizing physical, academic and support facilities laboratory, library, sports complex, computers, classrooms etc	Records showing procedures	maintained Dept wise	

V-STUDENT SUPPORT AND PROGRESSION

70	Average percentage of students benefited by scholarships by the Government in 2017-18	Scholarships Register	98%	
71	Average percentage of students benefited by scholarships by the Institution in 2017-18	Freeships & Endowment Prizes	Rs.5000 from faculty members, Rs.8000 of endowment prizes	

Average percentage of students benefited by guidance for competitive examinations and career counseling offered by the institution in 2017-18	Coaching Register for Advanced Students	M.Com entrance coaching by Dept.of Commerce, M.Sc entrance coaching by Dept of Chemistry, B.Ed entrance coaching by Dept of Chemistry	
Average percentage of placement of outgoing students in 2017-18	Placements Register	23 candidates through JKC	
Student grievances Structure, redressal mechanism & Periodicity	Grievance Redressal Register	register maintained	
Number of capability enhancement and development schemes conducted (like Career guidance, Remedial coaching etc.)	Registers for Career Guidance & Remedial Coaching	register maintained in the Dept. concerned	
Percentage of student progression to higher education	Student Progression Register	20%	<i>encourage students for higher education</i>
Average percentage of students qualifying in state/ national/ international examinations(like NET, SLET, GATE, Civil services, state government etc.,)	Evidence of Hall tickets OR Result copies	--	
Number of awards/medals for outstanding performance in sports/cultural activities	Award Letters or Certificates	Sports - 1 gold medal, 2silver, 2 bronze; Games-3rd place in ANU, National level participation in Taekwando, State level-4gold,1silver, Dist.level-5gold,4silver university level=3 gold, 5 silver, 1 bronze	

Presence of an active Student Council & representation of students on academic & administrative bodies/committees of the institution	representative selected on merit basis Record of their activities and contributions. List of Student leaders or CRs etc	Yes	
Records of significant achievements in Sports & Games	Award Letters or Certificates	All India Inter University, 4 students participated	
Number of sports and cultural activities / competitions organised in the Institution in 2017-18	Games & Sports Register	registers maintained	
Alumni contribution in 2017-18 (In Rs)	Annual Audited Statements	Rs.2,57,405	
Number of Alumni Association /Chapters meetings held in 2017-18	Contribution to Institution	2 meetings	
Maintenance of JKC facilities & records	Log Books & Registers	Yes, available	
Record of Student trained and placed in JKC	Register of Trainings & Placements	Yes, available	
Record of Anti Ragging cell	Grievance Redressal Register	Yes, available	
Maintenance of drinking water	Check whether RO water is provided	Yes, available	
Maintenance of sanitation	Campus Cleanliness & Hygeinic conditions	Yes, available	

VI-GOVERNANCE AND LEADERSHIP

Staff Council Register	Record of Minutes	maintained	
Functioning of Committees in Administration (Minutes of meetings)	Registers for various committees	Yes,maintained	
Awards/Achievements	Documented Evidence	Yes	
Use of ICT in Governance	Log Books	Yes	
Perspective/Strategic plan and deployment of Strategies	Short term & Long term Vision & Goals	Yes	

Organizational structure of the Institution	Organogram	Enclosed	
Implementation of e-governance in Planning and Development, Administration, Finance and Accounts, Student Admission and Support, Examination	Office Automation, Digital Classes, E-Office, Digital Library & Online Student Admission Management	Digital Classe rooms,E-Office,Student Management System is under process	
Percentage of teachers provided with financial support to attend conferences / workshops and towards membership fee of professional bodies in 2017-18	If yes Audited accounts	Nil	<i>to encourage the staff</i>
Number of professional development / administrative training programs organized by the Institution for teaching and non teaching staff in 2017-18	List of Faculty & Staff attended	Nil	<i>to be encourage to attend training program in the institution</i>
Percentage of teachers attended professional development programs(Orientation Program, Refresher Course, Short Term course etc.,) in 2017-18	Number of Staff attended against total staff	5 out of 17 (29%)	<i>to be encourage the faculty to attend</i>
Orientation Program, Refresher Course, Short Term Course attended by the faculty	List of participants	Botany - Orientation course-1, Chemistry - 3day training program-2, Comp.Sci - 3day training program-2 English - 2 day training program-1 Botany 3 day traing program-1	
Funds / Grants received from non-government bodies, individuals, philanthropers in 2017-18	Audited Statements		

Average number of quality initiatives by IQAC for promoting quality culture per year	Name of quality initiative by IQAC & No. of Participants. IQAC Register	Initiated Faculty forum activities, Virtual class room operations, use of LCD projector, preparation of PPTs, Preparation of General Time Tables	
Participation in NIRF-2017	If Yes Previous Year Rank	149th Rank	
IQAC activities & maintenance of records , (Action Plan/ Minutes of Meeting/ Proof of submission of AQAR to UAA/ Activity register etc)	All IQAC Registers	Maintained	

VII-INSTITUTIONAL VALUES AND BEST PRACTICES

Percentage of power requirement of the Institution met by the renewable energy sources	Solar Energy Consumption & Difference in Conventional Power Bill	installed SOLAR energy panels	
Waste Management steps taken	Description of efforts towards waste management on campus	utilize waste bottles for plantation	
Rain water harvesting structures and utilization in the campus	Description of efforts towards rain water harvesting	water source available in the campus	
Facilities for Differently abled (Divyangjan) (ramp, scribe for examination etc.,)	Photographic and videographic Evidence	--	
Green Practices(plastic free campus, green landscaping, LED lighting etc.,)	Number of LED bulbs in Campus	maintains garden, greenary	

Record of best/innovative practices by the institution	Details of two best practices successfully implemented by the Institution	1.self defence techniques for girl students-taekwondo, 2.free homeo medicine distribution for the students 3. daily assembly	
College Activity Register 2017-18 & Hard Copy of AQAR 2016-17 (should be available with the Principal & Placed in College Website)	Updated Register Physical Copy & Digitally available in College Website	Available	
The number of classes (per week) taken by the Principal	Time Table Copy	6 hrs per week - Botany	
Research projects/Publications/ study material developed in 2017-18 by the Institution (Should be available in college website)	Project Award Letters & Digital Version Placed in College Website	Students study projects	

College Grading -

Signature of the Vice-Principal <i>T. P. Perera</i> 14/3/2018	Signatures of Academic Advisors
Signature of the Principal <i>A. Ban</i> 14/3/18	1 <i>K.P.P. Mohan Reddy</i> 14/3/18
Note: the Format is to be filled by the Principal and submitted to the Academic Audit Team.	2 <i>MV</i>

14/3/18

**Government of Andhra Pradesh
Commissionerate of Collegiate Education**

Academic & Administrative Audit of Degree Colleges (2018-19)

Format- IV for submission of Action Taken Report by Principal of the College (ATR)

Zone : III

District : PRAKASAM

COLLEGE PROFILE			
1	Name of the College, URL of Website, email and Phone number	YA Govt College (W), Chirala/www.yagdcwchirala.org/gdcwchirala@gmail.com/8074375845	
2	Name of the Principal, email & Mobile Number	Dr Ch. Ramanamma/chenna.ramani@gmail.com/9440945039	
3	Name of the Vice-Principal, email & Mobile Number	KMS Sailaja Rani/sasilajakare@gmail.com/9985091244	
4	Name of the IQAC Coordinator, email & Mobile Number	A V Ramana Rao/ramanarao46@gmail.com/9292058594	
5	Year of Establishment & details of land available if any	1966:: 5 acres	
6	Affiliating University & AISHE CODE:	Acharya Nagarjuna University, Guntur/C-32734	
7	NAAC Grade with Cycle, Accredited Year & CGPA (Status of preparation if not Accredited)	B:: Cycle-2/2012:: 2.76	
8	UGC Recognition (2f & 12 B)	Recognised	
9	College Working Hours(if shift system mention details of both shifts & give reasons for shift system)	10am	5pm
10	No. of Posts Sanctioned:	Regular Working:17	Contract Working:02 Guest Working:09
11	Course wise & year wise Students strength particulars (Proforma enclosed)	A	
I-CURRICULAR ASPECTS			

	Item	Recommendation/Suggestions by Academic		Action Taken by the Principal
		Grade	Recommendation	
12	Implementation of Annual Institutional Plan	A		
13	Departmental Annual Curricular Plans	A		
14	Whether the above two circulated among Students?	A		
15	College Activity Register 2017-18	A		
16	College Calendar/College Magazine	B		
17	Add-on Courses (Department-wise) completed during 2016-17	B	Suggested to start add-on courses at the department level	more add on courses will be stated in department level during the next academic level.
18	Add-on Courses (Department-wise) in 2017-18	B		
19	Coverage of Syllabus (Average Percentage)	A		
20	Teaching of Value added courses (HVPE & Foundation Courses)	A		
21	No. of New UG & PG Courses introduced in 2017-18	A		
22	Maintenance of Student Attendance Registers	A		
23	Whether feedback on curriculum was obtained from stake holders and analysed	A		
II-TEACHING, LEARNING & EVALUATION				
24	Student admissions-Cut off marks and % of SC,ST, BC, minority and OC students admitted(Group wise) in 2017-18	B	Suggested to improve admissions	all efforts will made to improve the admissions for the next academic year
25	Social-economic status of students enroled(Group wise and Year wise) in 2017-18	A		
26	Demand Ratio (Group wise)	A		

27	Percentage of differently abled students (Divyangjan) on roll	B	suggested to provide more facilities to Divyangjan	more facilities will be provided to Divyangjan
28	Percentage of full time teachers against sanctioned posts in 2017-18	B		
29	Student - Full time teacher ratio	B		
	Student Profile as per prescribed reservation	A		
30	Number of days from the date of last semester-end/ year- end examination till the declaration of results in 2017-18	A		
31	Teaching Diaries & Teaching Plans in Prescribed Formats	A		
32	Use of ICT in teaching and learning	A		
33	Average percentage of teachers using ICT for effective teaching with Learning Management Systems (LMS), E-learning resources etc.	A		
34	Co-Curricular Activities (College level)	A		
35	Seminars/conferences/workshops organised in 2017-18	A		
36	Academic Competitions (College Level & Above)	A		
37	Conduct of Internal Examinations-Internal assessment	A		
38	Teacher wise result analysis (MARCH/APRIL - 2017 & SEP/OCT/NOV- 2017)	A		
39	Pass percentage of students (Group wise) in 2017-18	A		
40	Percentage of students undertaking field projects / internships	B		
41	Remedial Classes	A		

42	Conduct of Bridge course	A		
43	Feed back on Teachers by Students and its analysis	A		
44	Student satisfaction survey-Feed back on teaching and learning process by Students and its analysis	A		
	Students' Grievances/Redressal (Examination Cell) Report			
	Automation details of Exam Cell			
45	Is the College a Recognized Research Centre			
	Policy for Promotion of Research (A)			
	Institutional Seed money for Research	D	suggested to make efforts to encourage reserach and provide seed money as per UGC guidelines	teachers will be motivated to establish research centers by providing seed money
46	No. of Research Guides in the College			
47	No. of Research Scholars working for M.Phil & Ph. D			
	Rsearch Projects funded by Govt/Other Organisations	D	suggested to apply for research projects.	
48	Major/Minor/Other Research Projects a) Completed in this year b) ongoing	D	Suggested to teachers to applyf or MRPs	Teachers will be suggested to undertake minor & major research projects to publish .
	Code of Ethics/ Plagiarism software	D	suggested to adopt software for plagiarism	Teacher will be suggested to adopt software for plagiarism
49	Research Papers/Chapters Published in 2018-19 (SCOPUS, Web of Science ,ISBN/ISSN, ICI) (International/ National)	B		
50	Papers Presented in 2017-18 (International/ National/ State)	B		

51	Books Published in 2017-18 (Single Author/ Co Author)	D	suggested to teachers to publish books	teachers will be suggested to publish more research papers in recognized journals.
52	Seminars/Workshops/ Training Programme Conducted in 2017-18 (International/ National/ State)	B	Suggested to conduct seminars and workshops atleast at state level	all efforts will be made to conduct seminars, workshops at state level
	Bibliometrics details	D		
53	Record of Consultancy in 2018-19	B	Suggested to take part in consultancy work	teachers will be advised to take up consultancy works
54	Whether the Institution has created an ecosystem for innovation including incubation centre and other initiatives for transfer of knowledge	D	suggested to make efforts for creating incubation center	motivating the science teachers to establish incubation centers
55	Whether the institution conducted workshop/seminars on Intellectual Property Rights (IPR), Industry-Academia Innovative practices	B	Suggested to concentrate more on IPR	special concentration will be made on IPR
	Record of MoUs in 2018-19 (MoUs to be signed on stamped legal documents	A		
	Collaborations for Research/Faculty Exchange/Student Exchange (Attach MoUs/Linkages)	D	suggested to obtain MoUs for research collaboration.	teachers will be suggested to get MoUs with research collaboration
57	Record of Subject/Department Related Extension Activities	A		
	Number of extension programmes conducted (apart from NSS/NCC) in the neighbourhood community to sensitize the students	A		

59	Number of extension programmes conducted in collaboration with Community/NGOs through NSS/NCC/Red Cross/YRC etc.,	A		
60	Details of students participating in extension activities with Government Organisations, Non-Government Organisations and programs such as Swachh Bharat, ODF, Aids Awareness, Gender Issue, etc	D	suggested to involve NGOs for extension activities.	all efforts will be made to utilize the services of NGOs for extension activities
61	Number of awards and recognition received for extension activities from Government/recognised bodies			
IV-INFRASTRUCTURE AND LEARNING RESOURCES				
62	Number of Class rooms, Labs and computing equipment	B		
63	Facilities for sports, games (indoor, outdoor, gymnasium, yoga centre etc.) and cultural activities	B		
64	classrooms and seminar halls with ICT - enabled facilities such as smart class, Virtual Class Room, LMS, etc.	A		
65	Budget allocated for infrastructure augmentation(CA certified statement)	A		
66	Library is automated using Integrated Library Management System	B		
67	Collection of rare books, manuscripts, special reports or any other knowledge resource for library enrichment	B	Suggested to collect more rare books, manuscripts etc	efforts will made to collect more rare books, manuscripts.

68	Does college has e-Journals, e-books, e-ShodhSindhu, Shodhganga membership and Databases(Give website URL)	B		
69	Expenditure for purchase of books and journals in 2017-18(CA Certified statement)	A		
70	Percentage per day usage of library by teachers and students including Logins for INFLIBNET/NLIST	A		
71	Student-Computer ratio	B	Suggested to purchase more computer systems for the benefit of students	efforts will be made to purchase more computer systems for the benefit of students for the next academic year
72	Wifi in the campus	B		
73	Updation of IT facilities a) English Language Lab b) JKC Lab c) Computer Labs d) APSSDC Lab e) Student Computer Ratio f) Wi-fi enabled campus e) Media Centre / Studio	A	Suggested to update IT facilities as frequently as possible	IT facilities will be updated as frequently as possible
	Bandwidth of Internet Connections with details	A		
74	Expenditure incurred on maintenance of physical facilities and academic support facilities excluding salary component	A		
75	Established systems and procedures for maintaining and utilizing physical, academic and support facilities laboratory, library, sports complex, computers, classrooms etc	D	suggested to establish congenial procedures for maintaining support facilities	all efforts will be made to improve the congenial procedures for maintaining support facilities
V-STUDENT SUPPORT AND PROGRESSION				

76	Average percentage of students benefited by scholarships by the Government in 2017-18	A		
77	Average percentage of students benefited by scholarships by the Institution in 2017-18	B		
78	Average percentage of students benefited by guidance for competitive examinations and career counseling offered by the institution in 2017-18	D	suggested to make efforts towards offering guidance for competitive exams	teachers will be suggested to extend their services more to guide the students for competitive exams
79	Average percentage of placement of outgoing students in 2017-18	B	suggested to make efforts to improve placements of outgoing students	all efforts will be made to improve the placements of outgoing students.
80	Student grievances redressal mechanism	B		
81	Number of capability enhancement and development schemes conducted (like Career guidance, Remedial coaching etc.,)	A		
82	Percentage of student progression to higher education	B	Suggested to make efforts to improve progression of students into higher studies	all measures will be taken for better student progress for higher studies
83	Average percentage of students qualifying in state/ national/ international examinations (like NET, SLET, GATE, Civil services, state government etc.,)	D	suggested to make efforts toward offering guidance for state/national exams	teachers will be suggested to motivate and guide the students to attend the National Exams
84	Number of awards/medals for outstanding performance in sports/cultural activities	B		
85	Presence of an active Student Council & representation of students on academic & administrative bodies/committees of the institution	B		
86	Records of significant achievements in Sports & Games	B	advised to put efforts on bringing out the best of students in sports events	all efforts will be made to bring out the students in sports and games

87	Number of sports and cultural activities / competitions organised in the Institution in 2017-18	B		
88	Alumni contribution in 2017-18 (In Rs) (CA audited statement)	A		
89	Number of Alumni Association / Chapters meetings held in 2017-18	B		
90	Maintenance of JKC facilities & records	A		
91	Record of Student trained and placed in JKC	A		
92	Record of Anti Ragging cell	A		
93	Maintenance of drinking water	A		
94	Maintenance of sanitation	A		
VI-GOVERNANCE AND LEADERSHIP				
97	Staff Council Register	A		
98	Functioning of Committees in Administration (Minutes of meetings)	A		
99	Awards/Achievements	B		
100	Use of ICT in Governance	A		
101	Perspective/Strategic plan and deployment documents	B		
102	Organizational structure of the Institution	A		
103	Implementation of e-governance in Planning and Development, Administration, Finance and Accounts, Student Admission and Support, Examination	A		
104	Percentage of teachers provided with financial support to attend conferences / workshops and towards membership fee of professional bodies in 2017-18	D	suggested to correspond with professional bodies to provide seed money for paying teachers	all efforts will be made to arrange the seed money for the teachers

105	Number of professional development / administrative training programs organized by the Institution for teaching and non teaching staff in 2017-18	B		
106	Percentage of teachers attended professional development programs(Orientation Program, Refresher Course, Short Term Course etc.) in 2017-18	A		
107	Orientation Program, Refresher Course, Short Term Courses attended by the faculty	A		
108	Funds / Grants received from non-government bodies, individuals, philanthropers in 2017-18	D	suggested to make efforts to involve NGOs to raise funds for the institutional development	all efforts will be made to involve the NGOs to raise funds for the development of the institution
109	Average number of quality initiatives by IQAC for promoting quality culture per year	B		
110	Participation in NIRF-2017			
111	IQAC activities & maintenance of records , (Action Plan/Minutes of Meeting/Proof of submission of AQAR to NAAC/Activity register etc)	A		
	Decentralisation and Participative Management Procedure	A		
	Implementation of e-governance in Planning and Development, Administration, Finance and Accounts, Student Admission and Support, Examination			
	Teachers attending OC /RC/FDP			
	Performance appraisal system for Teaching and Non-Teaching Staff	B		
	Strategies for Mobilisation of Funds	A		

	Funds /Grants received from non-government bodies and philanthropists (CA Audited statement)			
VII-INSTITUTIONAL VALUES AND BEST PRACTICES				
	Social Responsibility: Programs such as Nava Nirmana Deeksha, Grama Darshini, Jnana Bheri, Swachh Bharat, ODF, Aids Awareness, Janmabhumi, Vanam Manam etc.	A		
	Gender Equity Promotion Programmes and facilities to address gender Sensitivity	B		
	Green Practices(plastic free campus, botanical garden, green house, green landscaping, LED Lighting etc.,)	B		
112	Percentage of power requirement of the Institution met by the renewable energy sources(solar panels)	B		
113	Waste Management steps taken	A		
114	Rain water harvesting structures and utilization in the campus	B		
115	Facilities for Differently abled (Divyangjan) (ramp, scribe for examination etc.,)	A		
117	Record of best/innovative practices by the institution	A		
118	College Activity Register 2018-19 & Hard Copy of AQAR 2016-17 (should be available with the Principal)	A		
119	The number of classes(per week) taken by the Principal			

120	Research projects/Publications/ study material developed in 2018-19 by the Principal	B		
	Initiatives taken to engage and contribute to local community	B		
	Code of Conduct Book for Principal/Staff/Non Teaching and Students	A		
	Display of Core Values			
	Activities to increase consciousness about National Identities and symbols/Fundamental Duties and Rights	B		
	Human values and Professional Ethics are reflected in the curriculum and the Institution offers a course	B		
	Institutional and Departmental Best Practices	A		
College Grading - A				

K.M.S. SAILAJA RANI
K.M.S. SAILAJA RANI

Signature of the Vice-Principal

Name: K.M.S.SailajaRani

Date : 05-03-2019

Dr. Ramanamma
Dr. Ramanamma

Signature of the Principal

Name : Dr.Ch.Ramanamma

Date : 05-03-2019

Government of Andhra Pradesh
Commissionerate of Collegiate Education
Academic & Administrative Audit of Degree Colleges (2018-19)
Format-I (Institutional Data)

Zone : III		District : Prakasam		AISHE CODE: C-32734	
COLLEGE PROFILE					
1	Name of the College	YA Govt College for Women, Chirala			
	URL of Website	www.yagdcwchirala.org			
	email	yagdcwchirala@gmail.com			
	Phone number	8074375845			
2	Name of the Principal, email & Mobile Number	Dr Ch. Ramanamma , ramani.chenna@gmail.com /9440945039			
3	Name of the Vice-Principal, email & Mobile Number	KMS Sailaja Rani/ sailajakare@gmail.com /9985091244			
4	Name of the IQAC Coordinator, email & Mobile Number	A V Ramana Rao/ ramanarao46@gmail.com /9292058594			
5	Year of Establishment & details of land available if any	1966 :: 5 acres			
6	Affiliating University & College Code assigned by University	Acharya Nagarjuna University, Guntur/016			
7	NIRF Rank	0			
8	Previous Grade of the College in Academic Audit	A			
9	NAAC Grade with Cycle, Accredited Year & CGPA (Status of preparation if not Accredited)	B:: Cycle-2/2012:: 2.76			
10	Affiliation certificate (Permanent/Temporary)	Permanent-BA (HEP) & B Com (Gen):: Temporary for other courses			
11	UGC Recognition (2f & 12 B) (Scanned certificate is to be sent)	available			
12	College Working Hours (if shift system mention details of both shifts & give reasons for shift system)	10am	5pm		

13	No. of Posts Sanctioned: 30	Regular Working Redeployed PTL Contract Guest	Regular: 17 Redeployed: 02 On Deputation: 01 PTLs: Nil Contract: 02 Guest: 09
14	Course wise & year wise Students strength particulars (Proforma enclosed)	Enclosed	
I-CURRICULAR ASPECTS			
	Item	Status (Give Details, not just Yes/No)	Impression of Academic Advisor along with grade A(Good)/B(Satisfactory)/C (poor) after Observation
15	Implementation of Annual Institutional Plan	Yes, maintained	A
16	Departmental Annual Curricular Plans	Yes, maintained	A
17	Whether the above two circulated among Students?	Yes, circulated	A
18	College Activity Register 2018-19	Yes, available	A
19	College Calendar/College Magazine	Available	B
20	Record of review of		
21	Add-on Courses (Department-wise) completed during 2017-18	Communicative English (UGC) - Diploma course	B
22	Add-on Courses (Department-wise) in 2018-19	Communicative English (UGC) - Advance Diploma	B
23	Coverage of Syllabus (Average Percentage)	100%	A
24	Teaching of Value added courses (Foundation Courses)	ES & HVPE - K Purna Kumari CSS 1 to 4: English ICT 1 & 2: Computer Science ENT: Commerce AS: JKC Mentor & Physics L Edn: Telugu	A
	Recommendation/Suggestions by Academic Advisors		

25	No. of New UG & PG Courses introduced in 2018-19	MA (English) BA (TMM, Special English, History)	A
26	Maintenance of Student Attendance Registers including Biometric Attendance	Yes, maintained	A
27	Whether feedback on curriculum was obtained from stake holders and analysed	Yes, obtained	A
28	Whether Online courses introduced	No of Courses introduced: 2 (English-1, Commerce-1)	A
II-TEACHING, LEARNING & EVALUATION			
29	Student admissions-Cut off marks and % of SC,ST, BC, minority and OC students admitted(Group wise) in 2018-19	35% Enclosed	B
30	Social-economic status of students enrolled(Group wise and Year wise) in 2018-19	Enclosed	A
31	Demand Ratio (Group wise)	BA (HEP)- 60: 25 BA (TMM)- 30: 07 B Com(G)- 30: 29 B Com (CA)-30:30 BZC-50:23 MZC- 30:02 MPC- 30:08 MPCs-30:22 MSCs-50:08 MCCs-NII M Com- Nil MA (Eng)- 30: 06	A
32	Percentage of differently abled students (Divyangjan) on roll	3 students	B
33	Percentage of full time teachers against sanctioned posts in 2018-19	17:30	B
34	Student - Full time teacher ratio	560/17	B

49	Average percentage of teachers using ICT for effective teaching with Learning Management Systems (LMS), E-learning resources etc.	60%	A
50	Co-Curricular Activities (College level)	Conducted	A
51	Seminars/conferences/workshops organised in 2018-19	1 (on MOOCS)	A
52	Academic Competions (College Level & Above)	Conducted	A
53	Conduct of Internal Examinations-Internal assessment	Conducted	A
54	Teacher wise result analysis (MARCH/APRIL -2018 & SEP/OCT/NOV -2018)	Enclosed	A
55	Pass percentage of students (Group wise) in 2018-19	BA: 100% BCOM (Gen): 46% BCOM (CA): 91% BSC (MPC): 70% BSC (MPCs): 65% BSC (MScs): 29% BSC (MZC): 75% BSC (BZC): 88%	A
56	Percentage of students undertaking field projects / internships	Field projects: 60%	B
57	Remedial Classes	Conducted	A
58	Conduct of Bridge course	Conducted	A
59	Feed back on Teachers by Students and its analysis	Conducted	A
60	Student satisfaction survey-Feed back on teaching and learning process by Students and its analysis	Conducted	A
61	No of Mana TV Special Live Programmes by Faculty/Students	1	B

62	No. Of registrations on MOOCS platform : a) Teachers b) Students	Teachers: All MA: 06 M Com: 20 Physics: 12 Zoology: 10 Botany: 10 Microbiology: 7 Telugu: 05	A
63	No. of course completion Certificates obtained by teachers through MOOCS platform	3	C
64	No of course completion Certificates obtained by students through MOOCS platform	M Com: 20	B
65	Other ICT initiatives if any (Swayam, Swayam Prabha - DTH(Direct To Home), or Down loaded lessons)	Swayam Prabha: all	B
66	Students' Grievances/Redressal (Examination Cell) Report	N/A	
67	Automation details of Exam Cell	N/A	
68	Student Satisfaction Survey	Conducted	A
III-RESEARCH, INNOVATIONS AND EXTENSION			
69	Is the College a Recognized Research Centre	No	
70	Policy for Promotion of Research (A)	Nil	
71	Institutional Seed money for Research	Nil	D
72	No. of Research Guides in the College	Not applicable	
73	No. of Research Scholars working for M.Phil & Ph. D	Not applicable	
74	Research Projects funded by Govt/Other Organisations	Nil	D
75	Major/Minor/Other Research Projects a) Completed in this year b) ongoing	Nil	D
	Suggested to make efforts to encourage research and provide seed money as per UGC guidelines		
	Suggested to apply for research projects		

76	Code of Ethics/ Plagiarism software	Not available	D	suggested to adopt software for plagiarism
77	Research Papers/Chapters Published in 2018-19 (SCOPUS, Web of Science, ISBN/ISSN, ICI)	Principal: 01 Botany: 03 Telugu: 01 Chemistry: 01	B	
78	Papers Presented in 2018-19 (International/ National/ State)	Chemistry: 04 Botany: 03 Telugu: 02	B	
80	Books Published in 2017-18 (Single Author/ Co Author)	0	D	Suggested to teachers to publish books
81	Seminars/Workshops/ Training Programme Conducted in 2018-19 (International/ National/ State)	1	B	
82	No. Of teachers registered in ORCID / VIDWAAN	16	A	
83	Bibliometrics details	0	D	
84	Consultancy Policy	0	D	Suggested to adopt an appropriate policy for consultancy
85	Record of Consultancy in 2018-19	3	B	
86	Whether the Institution has created an ecosystem for innovation/Start ups including incubation centre and other initiatives for transfer of knowledge	0	D	Suggested to make efforts for creating incubation center
87	Whether the institution conducted workshop/seminars on Intellectual Property Rights (IPR), Industry-Academia Innovative practices	2	B	
88	Record of MoUs in 2018-19 (MoUs to be signed on stamped legal documents	10	A	

	Collaborations for Research/Faculty Exchange/ Student Exchange (Attach MoUs/Linkages)	0	D	Suggested to obtain MoUs for research collaboration
89	Record of Subject/Department Related Extension Activities	Available	A	
90	Number of extension programmes conducted (apart from NSS/NCC) in the neighbourhood community to sensitize the students	Eco club: 02 Chemistry: 02 Red cross: 02 WEC: 04	A	
91	Number of extension programmes conducted in collaboration with Community/NGOs through NSS/NCC/Red Cross/YRC etc.,	Rotary club: 05 Rotract: 03 Innerwheel: 01 Lions' club: 04 Eye care: 01 (WEC) Blood Percentage & Medical Camp 01(WEC) Blood Grouping Camp 01(WEC) Health camp: 02 (NSS)	A	
92	Details of students participating in extension activities with Government Organisations, Non-Government Organisations, Gender Issues, UBA etc.	0	D	Suggested to involve NGOs for extension activities
IV. INFRASTRUCTURE AND LEARNING RESOURCES				
94	Number of Class rooms, Labs and computing equipment	Class rooms: 12 Labs: 7 ELL: 01	B	
95	Facilities for sports, games (indoor, outdoor, gymnasium, yoga centre etc.) and cultural activities	16 station gymnasium out door/indoor facilities available	A	

96	Classrooms and seminar halls with ICT - enabled facilities such as smart class, Virtual Class Room, LMS, etc.	Virtual class room: 01 Digital class rooms: 03 MANA TV: 01	B	
97	Women's Waiting Hall	Available	A	
98	No. of Toilets : i) Staff - a) Men b) Women; ii) Students - a) Men b) Women c) Differently abled	Staff: 02 Students: 06 Differently abled: 01	B	
99	Budget allocated for infrastructure augmentation (CA certified statement)	RUSA-1,40,00,000	A	
100	Library is automated using Integrated Library Management System & NDL	SOUL software is being installed for automation	B	
101	Collection of rare books, manuscripts, special reports or any other knowledge resource for library enrichment	Available	B	
102	Does college has e-journals, e-books, e-ShodhSindhu, Shodhganga membership and Databases --Our college registered Nilist member access to e-journals, e-books. (Give website URL)	Yes	B	
103	Expenditure for purchase of books and journals in 2018-19 (CA Certified statement)	Rs 1, 44, 000 for purchase of books under SC/ST Book Bank Scheme	A	
104	Percentage per day usage of library by teachers and students including Logins for INFLIBNET/NLIST	40	A	
105	IT Facilities a) English Language Lab b) JKC Lab c) Computer Labs d) APSSDC Lab e) Student Computer Ratio f) Wi-Fi enabled campus e) Media Centre / Studio	ELL-available Computer labs: 02 JKC lab: Nil APSSDC lab: Nil Student Computer ratio: 560: 60 Wi-Fi: facilitated	B	

	A	AP Fibre grid: 100MBPS BSNL: 10MBPS	Bandwidth of Internet Connections with details
Suggested to obtain AMC for infra structure maintenance	D	Nil	AMC details if any
	D	Nil	Insurances covered for infrastructure if any
	A	1. Rs. 70 lakhs from RUSA for Digital Class rooms: 03 Seminar Hall: 01 2. Rs. 9, 50, 000 on construction of Open Auditorium from Alumni funds	Expenditure incurred on a) Newly established b) maintenance of facilities (Classrooms, Equipment,sports, Auditorium & seminar halls etc.) excluding salary component
Suggested to establish congenial procedures for maintaining support facilities	D	Nil	Established Systems & Procedures for maintenance of Classrooms,Labs and academic support facilities
V-STUDENT SUPPORT AND PROGRESSION			
Average percentage of students benefited by scholarships by the Government in 2018-19	A	434	111
Average percentage of students benefited by scholarships by the Institution in 2018-19	B	Cash awards given by teachers to students	112
Average percentage of students benefited by guidance for competitive examinations and career counseling offered by the institution in 2018-19	D	Nil	113
Average percentage of placement of outgoing students in 2018-19	B	2017-18 (15)	114
Student grievances Structure, redressal mechanism & Periodicity	B	Yes, Maintained	115

Suggested to make efforts to improve placements of outgoing students

Suggested to make efforts toward offering guidance for competitive exams

Suggested to establish congenial procedures for maintaining support facilities

116	Number of capability enhancement and development schemes conducted (like Training for Competitive Exams, Career Guidance, Remedial coaching etc.)	JKC training Remedial coaching Beautician course Tailoring course	A		
117	Percentage of student progression to higher education	2017-18 (27)	B	Suggested to make efforts to improve progression of students into higher studies	
118	Average percentage of students qualifying in state/national/ international examinations (like NET, SLET, GATE, Civil services, state government etc.)	Nil	D	Suggested to make efforts toward offering guidance for state/national exams	
119	Number of awards/ medals for outstanding performance in sports/cultural activities	Laekwondo: 14 University level	B		
120	Presence of an active Student Council & representation of students on academic & administrative bodies/committees of the institution	WEC: 02 ICC: 02 Addl. Spl Fee: 02	B		
121	Records of significant achievements in Sports & Games	6	B	Advised to put efforts on bringing out the best of students in sports events	
122	Number of sports and cultural activities / competitions organised in the Institution in 2018-19	10	B		
123	Feed back from Employees on Online Web Job Portal, APSSDC (AP State Skill Development Corporation), SSC (Skill Sector Council)	Nil	D		
124	Alumni contribution in 2018-19 (In Rs) (CA audited statement)	Rs. 1, 42, 000	A		
125	Number of Alumni Association / Chapters meetings held in 2018-19	2	B		

126	Number of industries identified & mapped locally for Internships/Placements	Nil	D
127	MOU - SSC Organisations	15	B
128	Maintenance of JKC facilities & records	Yes, Maintained	A
129	Record of Student trained and placed in JKC	Yes, Maintained	A
130	Record of Anti Ragging cell	Yes, Maintained	A
131	Record of Women Empowerment Cell (WEC)	2 Yes, Maintained	A
132	Record of Internal Complaints Committee (ICC)	2 Yes No. of Times reviewed ? No. of Complaints filed ?	Action Taken: B
133	Maintenance of drinking water (R.O. Plant)	Yes, Maintained	A
134	Maintenance of sanitation	Yes, Maintained	A
135	Number of awards and recognition received for extension activities from Government/ recognised bodies	1	B
136	No. of Executive Development Programs (EDP) conducted	Nil	D
VI-GOVERNANCE AND LEADERSHIP			
137	Staff Council Register	Yes, Maintained	A
138	Functioning of Committees in Administration (Minutes of meetings)	Yes, Maintained	A
139	Awards/Achievements	3	B
140	Use of ICT in Governance	Yes	A
141	Implementation of CFMS / PFMS	Yes, implemented	A
142	Number of RTI issues addressed	2	B
143	Perspective/Strategic plan and deployment documents	Yes	B
144	Organizational structure of the Institution	Yes	A

145	Implementation of e-governance in Planning and Development, Administration, Finance and Accounts, Student Admission and Support, Examination	Office, scholarships through CFMS Jnanabhumi, salaries through CFMS	A		
146	Percentage of teachers provided with seed money financial support to attend conferences / workshops and towards membership fee of professional bodies in 2018-19	Nil	D	Suggested to correspond with professional bodies to provide seed money for paying teachers	
147	Number of professional development / administrative training programs organized by the Institution for teaching and non teaching staff in 2018-19	01 (professional development)	B		
148	Percentage of teachers attended professional development programs (Faculty Development Programme, Orientation Program, Refresher Course, Short Term Course, Post Doctoral Fellowship etc.) in 2018-19	18%	A		
149	No. Of faculty undergone / attended: FDP, PDF, OC, RC, Short Term Course, other Trainings if any.	Induction training -1 Two day short term courses-1, APHRDI-3, CFMS-2, PFMS-2	B		
150	Funds / Grants received from non-government bodies, individuals, philanthropists in 2018-19	0	D	Suggested to make efforts to involve NGOs to raise funds for the institutional development	
151	Average number of quality initiatives by IQAC for promoting quality culture per year	5	B		
152	Participation in NIRF-2018, If participated mention rank below 200	not yet declared			

153	IQAC activities & maintenance of records, (Action Plan/Minutes of Meeting/ Proof of submission of AQAR to NAAC/ Activity register etc)	Yes, maintaining	A	
154	Decentralisation and Participative Management Procedure	Constituted committees involving all staff members	A	
155	Implementation of e-governance in Planning and Development, Administration, Finance and Accounts, Student Admission and Support, Examination	Que. Repeated(145)		
156	Teachers attending OC/RC/FDP	Repeated		
157	Performance appraisal system for Teaching and Non- Teaching Staff	To be done	B	
158	Strategies for Mobilisation of Funds	Mobilising Alumni, raised funds of Rs.1,44,000 in 2018-19	A	
159	Funds /Grants received from non-government bodies and philanthropists (CA Audited statement)			
VII-INSTITUTIONAL VALUES AND BEST PRACTICES				
160	Social Responsibility: Programs such as Nava Nirmana Deeksha, Grama Darshini, Jnana Bheri, Swachh Bharat, ODF, Aids Awareness, Jannabhumi, Vanam Manam etc.	participated in all	A	
161	Gender Equity Promotion Programmes and facilities to address gender Sensitivity	Conducted 2 programs	B	
162	Green Practices(plastic free campus, botanical garden, green house, green landscaping, LED Lighting etc.)	Yes	B	

163	Percentage of power requirement of the Institution met by the renewable energy sources (solar panels)	Solar power is being used	B
164	Waste Management steps taken	MoU with ITC paper division	A
165	Rain water harvesting structures and utilization in the campus	Yes,utilizing	B
166	Facilities for Differently abled (Divyangjan) (ramp, railings scribe for examination etc.)	Yes	A
167	Record of best/innovative practices by the institution	Yes,maintaining	A
168	College Activity Register 2018-19 & Hard Copy of AQAR 2017-18 (should be available with the Principal & Placed in College Website)	Yes, Maintained	A
	The number of classes(per week) taken by the Principal	6	
169	Research projects/Publications/ study material developed in 2018-19 by the Institution(Should be available in college website)	Yes	B
170	Initiatives taken to engage and contribute to local community	Yes	B
171	Code of Conduct Book for Principal/Staff/Non Teaching and Students	Yes	A
172	Display of Core Values		
173	Activities to increase consciousness about National Identities and symbols/Fundamental Duties and Rights	Yes	B
174	Human values and Professional Ethics are reflected in the curriculum and the Institution offers a course	Yes	B
175	Institutional and Departmental Best Practices	Yes	A

College Grading - A

	Name, Address, Contact No. & Signatures of Academic Advisors	Name & Signature of the Principal with date	Name & Signature of the Vice-Principal with date
1	<i>Prasad</i>	<i>A. Sumanth</i> A. Sumanth 23.2.19	K. H. S. SAILKISH RANI K. H. S. S. 15 - 23.2.19.
2	<i>DR. T. RANJANA RAO</i> DR. T. RANJANA RAO 9440462586		
3			

Note: the Format is to be filled by the Principal and submitted to the Academic Audit Team.

Academic & Administrative Audit : 2020-21

Format-II (Institutional Data Cum Academic Advisor's Grading)

S.N	Item	Records to be verified	Bench Marks	Self	Grade by Academic	Recommendatio
I-CURRICULAR ASPECTS						
A	Curricular Planning and Implementation					
1	Curriculum Design and Development (For Autonomous Colleges)	1. Departmental meeting Minutes 2. BoS Minutes 3. Academic Council Minutes 4. Copies of course wise curriculum	Grade A, if 60% and above modification in syllabi of all courses offered; Grade B, if 40%-60% of modification in syllabi of all courses offered; Grade C, if less than 40% modification in syllabi of all courses offered;			
2	Implementation of Annual Institutional Plan	1. Annual Institutional Plan 2. College & Departmental Activity Register 3. Departmental Annual Curricular Plan 4. Teaching Diary	Grade A, if all the four records match with one another Grade B, if two records match with one another Grade C, if any two records match with each other	A	A	
3	Departmental Records to be verified at Institutional level	1. Sem wise Curricular Plans 2. Departmental Meeting Minutes 3. BOS records 4. POs/PSOs/COs records 5. Extra curricular & Co curricular Activity reports	Grade A, if all the two records are maintained Grade B, if any four records are maintained Grade C, if any two records are maintained	A	A	
4	Details of Certificate Courses/ Value added Courses addressing cross cutting issues introduced in the last two Years	Department wise Reports of Certificate Courses / Value added Courses conducted addressing cross cutting issues	Grade A, if all Departments Conduct the courses Grade B, if 50% and above Departments Conduct the courses Grade C, if below 50% Departments conduct the course	A	A	
B	Academic Flexibility & Curriculaum Enrichment					

S.N	Item	Records to be verified	Bench Marks	Self	Grade by Academic	Recommendatio
5	Institution's contribution to enrichment of curriculum	1.Department wise Reports on cross cutting issues related to professional ethics, gender, human values, environment and sustainability into the curriculum; 2. Course wise reports from Departments indicating justification for revising/ enriching the curriculum	Grade A, if all Departments produce all the reports Grade B, if 50% of the Departments produce all the reports Grade C, if below 50% Departments produce the reports	A	B	
6	Implementation of Online Courses (MOOCs etc)	Departmental evidences of online courses with proofs (Reports and Certificates)	Grade A, if all Departments Conduct the courses Grade B, if 50% and above Departments Conduct the courses Grade C, if below 50% Departments conduct the course	A	B	
7	Coverage of Syllabus (Average Percentage)	Department wise reports about coverage of syllabus	Grade A, if 90% and above syllabus is covered by the Departments Grade B, if 60% - 90% syllabus is covered by the Departments Grade C, if less than 40% - 60% and above syllabus is covered by the Departments	A	A	
8	No. of New UG & PG Programmes introduced during the last two years	List of New UG & PG Programmes along with affiliation certificates	Grade A, if 2 or more programmes are introduced Grade B, if only one programme is introduced Grade C, if no programme is introduced	A	A	
C	Feedback on curriculum					

S.N	Item	Records to be verified	Bench Marks	Self	Grade by Academic	Recommendatio
9	Collection , Consolidation, Analysis and Action taken	1. Collection and Consolidation of feedback from students, faculty, alumni, and parents ; 2. Analysis 3. Action Taken Reports (BoS Minutes to be compared and verified in the case of Autonomous Colleges)	Grade A, if all the two are done Grade B, if 1 (Collection and Consolidation of feedback) & 2 (Analysis) are done Grade C, if 1 (Collection and Consolidation of feedback) is done	A	A	
Overall Grade					A	
II-TEACHING, LEARNING & EVALUATION						
A	Student Enrolment and Profile					
1	Average enrolment percentage for the last 3 years (Total no. of students admitted / Sanctioned Seats x 100)	Admission register from the office Consolidated Report from the Principal	Grade A, if two year reports are produced Grade B, if two year reports are produced Grade C, if only one year report is produced	A	A	
2	Demand Ratio (Group wise) (No.of applications received/ Sanctioned Seats) (Overall ratio)	Year wise report of the Principal	Grade A, if two year reports are produced Grade B, if two year reports are produced Grade C, if only one year report is produced	A	A	
3	Percentage of seats filled for various reserved categories for the last 2 years (SC/ST/OBC/DIVYANGAN etc) (Seats earmarked / Seats filled)	Year wise, Category wise report of the Principal	Grade A, if all the reports are maintained Grade B, if improperly maintained Grade C, if not maintained	A	A	
4	Socio-economic status of students enrolled for the last two years	Group wise and Year wise report prepared by the office and verified by the Principal	Grade A, if all the reports are maintained Grade B, if improperly maintained Grade C, if not maintained	A	A	
B	Catering to Student Diversity					
5	Institutional mechanism for assessing the learning levels of the students	Consolidated statement about mechanism and list of Department wise Slow and Advanced Learners validated by IQAC and verified by Principal (250-500 words)	Grade A, if all two are presented Grade B, if any two are presented Grade C, if any one is presented	A	A	
6	Details of special programmes organized by the departments for advanced learners and slow learners	Departmental Reports with proofs validated by IQAC and verified by Principal by the Principal	Grade A, if 75% of the Departments submit reports Grade B, if 50% Departments submit reports Grade C, if <50% Departments submit reports	A	A	
7	Student - full time teacher ratio for the last 2 years Total no. of students enrolled in the institution/ Total no. of full time teachers	Consolidated Report validated by IQAC and verified by Principal	Grade A, if all two are presented Grade B, if any two are presented Grade C, if any one is presented	A	A	
C	Teaching Learning Process					

S.N	Item	Records to be verified	Bench Marks	Self	Grade by Academic	Recommendatio
8	Details of student centric methods adopted	Department wise Reports on Experiential learning, Participative Learning, Problem Solving methods with model examples - validated by IQAC and verified by Principal	Grade A, if 75% of the Departments submit reports Grade B, if 50% Departments submit reports Grade C, if <50% Departments submit reports	A	A	
9	Details of teachers using ICT enabled tools for effective teaching learning process	Lecturerwise and Department wise proofs validated by IQAC and verified by Principal	Grade A, if 75% of the Departments submit reports Grade B, if 50% Departments submit reports Grade C, if <50% Departments submit reports	A	A	
10	Value based Activities such as SIP (Student Induction Programme) / Value Education/Gender Sensitisation/Managing Peer pressure conducted	Reports by Committees concerned	Grade A, if all activites conducted Grade B, if any 3 activities conducted Grade C, if any 2 activities conducted	A	B	
11	Conduct of Bridge course and Remedial Classes taken for slow learners (Subject Wise/Semester)	Reports by Departments validated by IQAC	Grade A, if 75% of the Departments submit reports Grade B, if 50% Departments submit reports Grade C, if <50% Departments submit reports	A	A	
12	Ratio of Final year students undertaking field trip or project or internships (No. of students attending field trip or project/ Total No. of Final year students)	Reports by Departments validated by IQAC	Grade A, if 75% of the Departments submit reports Grade B, if 50% Departments submit reports Grade C, if <50% Departments submit reports	A	A	
13	Teaching Diaries & Teaching/Semester Plans in Prescribed Formats	Reports by Departments validated by IQAC	Grade A, if 75% of the Departments submit reports Grade B, if 50% Departments submit reports Grade C, if <50% Departments submit reports	A	A	
14	Use of ICT in teaching, learning and evaluation (Plickers, Kahoot, Web Quest etc.,) Lesson plans should reflect ICT based planning in teaching	Department wise ICT usage reports	Grade A, if 75% of the Departments submit reports Grade B, if 50% Departments submit reports Grade C, if <50% Departments submit reports	A	A	
15	Usage of Virtual classes (Minimum 2 classes per subject per month)	Department wise Virtual Class reports Log books related to the Virtual Class rooms	Grade A, if 75% of the Departments submit reports Grade B, if 50% Departments submit reports Grade C, if <50% Departments submit reports	A	A	

S.N	Item	Records to be verified	Bench Marks	Self	Grade by Academic	Recommendatio
16	No. of lessons presented (4 Quadrants) in LMS portal/ Presentation tube by Faculty	Reports by Departments validated by IQAC	Grade A, if 75% of the Departments submit reports Grade B, if 50% of the Departments submit reports Grade C, if <50% of the Departments submit reports	B	C	
17	No. of Teachers completed courses on MOOCS platform/ARPIT, MIT, Coursera etc.,	Course completion certificates by Departments	Grade A, if 75% of the Teachers submit Certificates Grade B, if 50% of the Teachers submit Certificates Grade C, if <50% of the Teachers submit Certificates	C	C	
18	Co-Curricular Activities (Academic) (Student Seminars/Quizzes, debates/elocution, essay writing/ Projects/Peer Learning/ Group Learning/ Youth Parliament etc.,)	Reports by Departments validated by IQAC	Grade A, if 75% of the Departments submit reports Grade B, if 50% of the Departments submit reports Grade C, if <50% of the Departments submit reports	A	A	
19	Academic, Cultural & Sports events organized (International/ National/ State/ District/ Inter Collegiate/ College Level	Reports by Departments and Committees validated by IQAC	Grade A, if International and National events are organized (at least 5) Grade B, if State level events are organized (at least 5) Grade C, if District and College level events are organized (at least 5)	C	C	
20	The number of classes (per week) engaged by the Principal	Lesson Plans and Teaching Diary by Principals	Grade A, if both are maintained Grade B, if only one is maintained Grade C, if only classes are engaged	A	A	
D	Teacher Profile Quality					
21	Staff Attendance	Staff Attendance Registers & TLP Records (Current Year)	Grade A, if 75% attendance through out the year Grade B, if 60% attendance through out the year Grade C, if <60% attendance through out the year	A	A	
22	Percentage of full time teachers against sanctioned posts in the last two years (Regular+ Contract + Guest)	Consolidated Report from the Principal	Grade A, if 100% full time teachers Grade B, if 50% full time teachers Grade C, if <50% full time teachers	A	A	

S.N	Item	Records to be verified	Bench Marks	Self	Grade by Academic	Recommendatio
23	Full time teachers with Ph.D	Consolidated Report from the Principal	Grade A, if 75% teachers with Ph.D Grade B, if 60% teachers with Ph.D Grade C, if <60% teachers with Ph.D	C	C	
24	National/ International/ Regional Seminars/conferences/workshops organised in the last two years	Reports by Departments validated by IQAC	Grade A, if International and National events are organized (at least 5 per year) Grade B, if State level events are organized (at least 5per year) Grade C, if District and College level events are organized (at least 5per year)	A	A	
25	Seminars/conferences/workshops attended in the last two years (Overall Staff Attended)	Reports by Departments validated by IQAC	Grade A, if International and National events are attended (at least 5 per year) Grade B, if State level events are attended (at least 5per year) Grade C, if District and College level events are attended (at least 5per year)	A	A	
E	Evaluation Process and Reforms					
26	Mechanism of transparent and accurate internal assessment	1. Announcement of date (Circular) 2. Announcement of syllabus for exam (Department Meeting minutes and Circular) 3. Blue print of the test as per Bloom's Taxonomy 4. Conduct of exam without malpractices (Circular showing the internal squad) 5. Correction and distribution of scripts within the prescribed time 6. Feedback and guidance to the students on One on One basis (Report by Teacher)	Grade A, if all Departments produce all the reports Grade B, if 75% of the Departments produce all the reports Grade C, if below 75% Departments produce the reports	A	A	

S.N	Item	Records to be verified	Bench Marks	Self	Grade by Academic	Recommendatio
27	Record of Continuous Internal Assessment (CIA) - Conduct of Internal Examinations-Internal assessment	Department wise reports regarding 1. Mid exams, Seminar Reports, Assignment books, Projects and any other tools of Internal Assessment 2. Departmental Internal Marks Register for CIA verified by the Principal	Grade A, if all Departments produce all the reports Grade B, if 75% of the Departments produce all the reports Grade C, if below 75% Departments produce the reports	A	A	
28	Teacher wise result analysis (Last Two years)	Teacher/College wise reports	Grade A, if 100% Students pass percentage is achieved Grade B, if 75% Students pass percentage is achieved Grade C, if <75% fStudents pass percentage is achieved	A	B	
29	Student mentoring report (Year wise)	Teacher wise periodical Mentoring Reports	Grade A, if 100% Teachers maintain all records Grade B, if 75% Teachers maintain all records Grade C, if <75% Teachers maintain all records	A	A	
F	Student Performance and Learning Outcomes					
30	Announcement of Programme Outcomes and Course Outcomes by the Departments	1.Department wise displays and announcements in the classrooms, in the institution and on the website 2. Registers showing POs, PSOs and COs alongwith the notification of announcement and the signatures of students	Grade A, if 100% Departments maintain all records Grade B, if 75% Departments maintain all records Grade C, if <75% Departments maintain all records	A	B	
31	Evaluation of attainment of Programme Outcomes and Course Outcomes	Programme wise Report on the comparative analysis of Results, Students' progression to Higher Education and Employability	Grade A, if all Programmes are evaluated Grade B, if 75% Programmes are evaluated Grade C, if <75% Programmes are evaluated	A	A	
G	Student Satisfaction Survey					
32	Record of Feed back and analysis on Teachers by Students	Feedback Collection, Consolidation, Analysis and Action taken on a. Curriculum b. Facilities c. Teachers	Grade A, if all the two are done Grade B, if any two are done Grade C, if only one is done	A	A	

S.N	Item	Records to be verified	Bench Marks	Self	Grade by Academic	Recommendatio
33	Percentage of Students participated in Student Satisfaction Survey conducted at the end of each Academic Year (Programme wise) (Previous Academic Year)	Reports by IQAC	Grade A, if 80% of students participated Grade B, if 50% of students participated Grade C, if < 50% of students participated	A	A	
Overall Grade					A	
III-RESEARCH, INNOVATIONS AND EXTENSION						
A	Promotion of Research and Facilities					
1	College has a Recognized Research Centre, Centre for Innovation and Research Promotion Council	Sanctioned Letter Report by Research Committee Coordinator, verified by the Principal	Grade A, if Research Centre is functioning Grade B, if Research Centre is established Grade C, if there is no Research Centre	C	C	
2	Research Guides in the College	Report by Research Committee Coordinator, verified by the Principal	Grade A, if > 50% are Research Guides Grade B, if > 30% are Research Guides Grade C, if < 30% are Research Guides	C	C	
3	Research Scholars working for Ph. D	Report by Research Committee Coordinator, verified by the Principal	Grade A, if Active Research work is going on Grade B, if Research work is pending Grade C, if there is no Research work	C	C	
4	Major/Minor/Other Research Projects Completed /Ongoing (During the last two years)	Report by Research Committee Coordinator, verified by the Principal	Grade A, if MRP submitted Grade B, if MRPs pending Grade C, if there is no Research Project	C	C	
B	Resource Mobilization for Research Purpose					
5	Grants received from Govt & Non Govt Agencies for Research projects / endowments in the last two years	Report by Research Committee Coordinator, verified by the Principal	Grade A, if > 3 Lkh Grade B, if < 3lkh Grade C, if there is no funding	C	C	
6	Financial Assistance extended by the institution to the faculty members for participating/ presenting research papers in national/ international seminars/ workshops etc to foster research culture.	Report by Research Committee Coordinator, verified by the Principal	Grade A, if completely extended Grade B, if partially extended Grade C, if there is no funding	C	C	
7	The Institution has an ecosystem for innovation/Start ups including incubation centre and other initiatives for transfer of knowledge (Local innovations /Entrepreneurship Hub)	Report by Research Committee Coordinator, verified by the Principal	Grade A if Centre for innovation, incubation and Entrepreneurship facility is established and facilitated atleast one start up; Grade B if only innovation facility is established Grade C if no such centre is established till now.	B	B	
C	Research Publicaton and Awards					

S.N	Item	Records to be verified	Bench Marks	Self	Grade by Academic	Recommendatio
8	Papers Presented for the last two years (International/ National/ State level conferences and seminars)	Department wise Report by Research Committee Coordinator, validated by the IQAC and verified by the Principal	Grade A, if each Department publishes one paper Grade B, if 50% of Departments publish one paper each Grade C, if < 50% of Departments publish one paper each	A	C	
9	Books Published for the last two years (Single Author/Co Author)	Department wise Report by Research Committee Coordinator, validated by the IQAC and verified by the Principal	Grade A, if each Department publishes one book Grade B, if 50% of Departments publish one book each Grade C, if < 50% of Departments publish one book each	C	C	
10	No of Papers published per teacher in the UGC notified journals (SCOPUS, Web of Science, ICI) for the last 2 years	Department wise Report by Research Committee Coordinator, validated by the IQAC and verified by the Principal	Grade A, if each Department publishes one paper Grade B, if 50% of Departments publish one paper each Grade C, if < 50% of Departments publish one paper each	C	C	
11	No.of Indexed Publications (h&i)	Department wise Report by Research Committee Coordinator, validated by the IQAC and verified by the Principal	Grade A if more than h-index is 2; Grade B if it is upto1; C if it is zero.	A	C	
12	No. of Books and Chapters in edited volumes/Books and papers published in National and International conferences (with ISBN)	Department wise Report by Research Committee Coordinator, validated by the IQAC and verified by the Principal	Grade A, if each Department publishes one book/ Chapter Grade B, if 50% of Departments publish one book each/ Chapter Grade C, if < 50% of Departments publish one book each/ Chapter	C	C	
13	Awards and Achievments for Research during the last two years	Report validated by IQAC and verified by Principal	Grade A, if more than 3 Awards are bagged Grade B, if 2 Awards are bagged Grade C, if one Award is bagged (Considering all two years)	C	C	
D	Extension Activities					
14	Extension Activities carried out through Govt/ Govt recognized bodies	Report on Activities validated by IQAC and verified by Principal	Grade A, if > 10 activities are conducted Grade B, if > 7 activities are conducted Grade C, if < 7 activities are conducted	A	A	

S.N	Item	Records to be verified	Bench Marks	Self	Grade by Academic	Recommendatio
15	Number of extension programmes conducted in collaboration with Community/NGOs through RRC/NSS/NCC/Red Cross/YRC/Swachh Bharath/WEC etc.,	Report on Activities validated by IQAC and verified by Principal	Grade A, if > 10 activities are conducted Grade B, if > 7 activities are conducted Grade C, if < 7 activities are conducted	A	A	
16	No. of Awards and Recognitions rceived for Extension activities from Government/ recognised bodies for the last 2 years	Report on Activities validated by IQAC and verified by Principal	Grade A, if more than 3 Awards are bagged Grade B, if 2 Awards are bagged Grade C, if one Award is bagged (Considering all two years)	A	A	
17	Average percentage of students and their details participating in extension activities with Government/ Non-Government Organisations above mentioned (Programme wise for the last 2 years)	Detailed Report on Activities validated by IQAC and verified by Principal (Government&Non Government seperately)	Grade A, if more than 3 Awards are bagged Grade B, if 2 Awards are bagged Grade C, if one Award is bagged (Considering all two years)	A	A	
E	Consultancy and Collaboration					
18	Areas of Consultancy offered and Amount generated (during the last 2 years)	1. Department wise Report on Activities validated by IQAC and verified by Principal 2. Audited Statements	Grade A, if more than 25,000/- generated through consultancy Grade B, if more than 10,000/- generated through consultancy Grade C, if less than 10,000/- generated through consultancy	C	C	
19	Details of collaborations/linkages for					
	A. Faculty Exchange	1. Department wise Report on Activities validated by IQAC and verified by Principal 2. Properly signed MOUs	Grade A, if more than 2 Faculty members exchanged Grade B, if 1 Faculty member exchanged Grade C, if no Faculty member exchanged	A	A	
	B. Student Exchange		Grade A, if more than 2 Students exchanged Grade B, if 1 Student exchanged Grade C, if no Student exchanged	C	A	
	C. Internship		Grade A, if more than 10 Students attended Grade B, if 10 Students attended Grade C, if 5 Students attended	A	A	
	D. Field trips		Grade A, if all Departments conducted Grade B, if 50% Departments conducted Grade C, if below 50% Departments conducted	A	A	

S.N	Item	Records to be verified	Bench Marks	Self	Grade by Academic	Recommendatio
	E. OJTs		Grade A, if more than 10 Students attended Grade B, if 10 Students attended Grade C, if 5 Students attended	C	C	
20	Details of MOUs with national and international Institutions, Universities, Industries, Corporate houses etc	1. Properly signed MOUs 2. Department wise Report on follow up Activities validated by IQAC and verified by Principal	Grade A, if all Departments have functional MOUs Grade B, if 50% Departments have functional MOUs Grade C, if below 50% Departments have functional MOUs	B	B	
21	Whether the institution conducted workshop/seminars on Intellectual Property Rights (IPR), Industry-Academia Innovative practices	Report validated by IQAC and verified by Principal	Grade A, if 2 workshops/seminars are conducted Grade B, if 1 workshop/seminar is conducted Grade C, if no workshop/seminar is conducted	A	A	
Overall Grade					C	
IV - INFRASTRUCTURE & LEARNING RESOURCES (Not covered under format - I)						
A	Details of Library as a Learning Resource					
1	Details of Library Automation a. Name of the iLMS software b. Status of automation c. Year and Version	Librarian's Report validated by IQAC and verified by Principal	Grade A, if 100% automation is done Grade B, if partially done Grade C, if not automated	B	B	
2	Details of i. e-journals ii. e-sodhsindhu iii. Sodhganga iv. e-books	Librarian's Report on subscription and usage of e-resources validated by IQAC and verified by Principal	Grade A, if All the Teachers and Students make use of the e- resources Grade B, if 50% of Teachers and Students make use of the e-resources Grade C, if below 50% Teachers and Students make use of the e-resources	A	A	
3	Daily usage of Library by teachers and students (percentage)	Librarian's Report on regular footfall and e-footfall validated by IQAC and verified by Principal	Grade A, if more than 60% Teachers and Students make use of Library Grade B, if 50% of Teachers and Students make use of Library Grade C, if less than 50% Teachers and Students make use of Library	A	A	
B	IT Infrastructure					

S.N	Item	Records to be verified	Bench Marks	Self	Grade by Academic	Recommendatio
4	Details of procedures for maintaining and utilizing physical and academic support facilities (Classrooms, Computers, Labs, Library and Sports Complex)	1. Infrastructure procurement and maintenance policy approved by the Principal 2. Report showing the expenditure towards repairs, maintenance and upgradation	Grade A, if Policy and Report are maintained Grade B, if only Policy or Report is maintained Grade C, if nothing is available	A	A	
5	Expenditure incurred for the last two years on : a) New Infrastructure Facility b) maintenance of facilities (Classrooms, Equipment, sports, Auditorium & seminar halls etc.) excluding salary component	1. Finance Committee Meeting Minutes 2. Report validated by IQAC and verified by Principal	Grade A, if Minutes and Report are maintained Grade B, if only Minutes or Report is maintained Grade C, if nothing is available	A	A	
Overall Grade					A	
V-STUDENT SUPPORT AND PROGRESSION (Not covered under format - I)						
A	Student Support					
1	Percentage of Students benefited by scholarships & free ships for the last two years	Office Report validated by IQAC and verified by Principal	Grade A, if benefit offered by all the 6 bodies Grade B, if benefit offered by any 3 bodies Grade C, if benefit offered by 3 bodies	A	A	
	a) Government					
	b) Institution					
	c) Non - Governmental bodies					
	d) Industries					
	e) Individuals					
	f) Philanthropists					
2	Capacity building and skill enhancement initiatives taken up by the Institution during the last 2 years	Report by JKC and Physical Education Department validated by IQAC and verified by Principal	Grade A, if All the 4 areas are covered Grade B, if any 3 areas are covered, Grade C, if any 2 areas are covered	A	A	
	a) Soft Skills					
	b) Language and Communication Skills					
	c) Life Skills (Yoga, Physical Fitness/ Health and Hygiene)					
	d) ICT/ Computer Skills					

S.N	Item	Records to be verified	Bench Marks	Self	Grade by Academic	Recommendatio
3	Average Percentage of students benefited by guidance for competitive examinations and career counseling by the Institution during last 2 years (only final year students)	1. Records by the JKC and Departments 2. Proof of employment	Grade A, if more than 50% of students placed Grade B, if 30% of students placed Grade C, if less than 30% of students placed	B	B	
4	Student grievances Redressal mechanism , No. of grievances received & Redressed during last 2 years	1. Student grievances Redressal Policy 2. Report by GRC incharge validated by IQAC and verified by Principal	Grade A, if all grievances are redressed as per the policy Grade B, if 50% of grievances are redressed as per the policy Grade C, if less than 50% of grievances are redressed as per the policy	A	A	
5	Percentage of students participated and presented papers/ posters in the state level/national levels academic/research plafrooms out side the parent institution.	1. Department wise reports validated by IQAC and verified by Principal	Grade A, if 50% of students participate Grade B, if 30% of Students participate Grade C, if less than 30% of Students participate	C	C	
6	The Institution has a transparent mechanism for timely redressal of: A. Sexual harassment B. Ragging	1. Anti ragging Policy and Policy to prevent Sexual harrassment 2. Committee(s) Report(s) about grievance redressal 3. Proofs and Meeting Minutes	Grade A, if All the 3 aspects are covered Grade B, if any 2 aspects are covered, Grade C, if only policies exist	A	A	
7	Record of Women Empowerment Cell (WEC)	1. WEC Meeting Minutes 2. Committee Report on activities 3. Report on Gender sensitisation and related activities	Grade A, if All the 3 are covered Grade B, if any 2 are covered, Grade C, if only WEC exists	A	A	
B	Student Progression					

S.N	Item	Records to be verified	Bench Marks	Self	Grade by Academic	Recommendatio
8	Students' Progression to Higher Education	1. Department wise Reports with proof of Admission 2. Consolidated Report validated by IQAC & verified by Principal	Grade A, if reports and proofs are available Grade B, if only reports are available Grade C, if no record is maintained	A	A	
9	Students' Progression to Employment	1. Department wise Reports with proof of Joining 2. Consolidated Report validated by IQAC & verified by Principal	Grade A, if reports and proofs are available Grade B, if only reports are available Grade C, if no record is maintained	B	B	
10	Students' Progression to Entrepreneurship	1. Department wise Reports with proofs 2. Consolidated Report validated by IQAC & verified by Principal	Grade A, if reports and proofs are available Grade B, if only reports are available Grade C, if no record is maintained	B	B	
11	Percentage of students qualifying NET/SET/GATE/GMAT/CAT/TOFEL/Civil Services/ State Govt Examinations (Qualified students/Total No of students x 100)	1. Department wise Reports with proofs 2. Consolidated Report validated by IQAC & verified by Principal	Grade A, if reports and proofs are available Grade B, if only reports are available Grade C, if no record is maintained	C	C	
12	Feed back from Employees on Online Web Job Portal, APSSDC(AP State Skill Development Corporation),SSC (Skill Sector Council)	Feed back consolidated Report from JKC	Grade A, if any 3 companies/ Employers offer feed back Grade B, if any 2 companies/ Employers offer feed back Grade C, if only 1 company/ Employer offer feed back	C	C	
C	Student Participation and Activities					
13	No. of awards/medals for outstanding performance in sports/cultural activities (State/National/International/University levels only)	Consolidated Reports by the Committees, validated by IQAC & verified by Principal	Grade A, if International and National Level Grade B, if University and State level Grade C, if below State level	B	B	
	a) University Level					
	b) State Level					
	c) National Level					
	d) International Level					

S.N	Item	Records to be verified	Bench Marks	Self	Grade by Academic	Recommendatio
14	Presence of an active Student Council & representation of students on academic & administrative bodies/committees of the institution	1. Committees List 2. Student Council Report	Grade A, if active student council exists along with reports Grade B, if there is only active student council Grade C, if nothing exists	A	A	
15	Number of sports and cultural activities / competitions organised in the Institution for the last 2 years	Committee reports validated by IQAC and verified by Principal	Grade A, if 5 events/ competitions organized at national level Grade B, if 5 events/ competitions organized at State level Grade C. if events at district level	C	C	
16	Percentage of Student participation in sports and cultural events/ competitions for the last 2 years (Programme wise) No of students participated/Total No of students x 100	Committee reports validated by IQAC and verified by Principal	Grade A, if 50% of students participate Grade B, if 30% of Students participate Grade C, if less than 30% of Students participate	B	B	
D	Alumni Engagement					
17	Is there registered Alumni Association for the institution? If yes, year of registration and number	Registration certificate to be verified	Grade A, if Alumni Association is registered and active; Grade B, if Association is registered Grade C, if Association is not registered	A	A	
18	Alumni contribution for the last 2 years	Alumni Register to be verified along with audited statements of amount (in cash/ Kind) donated	Grade A, if 2 lakhs and above Grade B, if 1 lakh above Grade C, if below one lakh	A	A	
19	Number of Alumni Association Chapters / meetings held during the last 2 years	1. Meeting minutes 2. Consolidated reports	Grade A, if 4 and above Grade B, if 2 and above Grade C, if one and below	A	A	
Overall Grade					A	
VI-GOVERNANCE AND LEADERSHIP						
A	Institutional Vision and Leadership					
1	Mechanism of achieving the Vision and Mission of the Insitution (Describe in 200 words)	Institutional Strategic Plan to achieve Vision and Mission with stage wise proofs	Grade A, if strategic plan is in action Grade B, if the mechanism is in planning stage Grade C, if nothing is available	A	A	
2	Explain the Insitutional Practices like decentralization and participative management to show case effective leadership	1. List of Committees showing decentralization 2. Meeting Minutes and Action Plans by all committees	Grade A, if both are maintained Grade B, if only one is maintained Grade C, if only committees are constituted	A	A	

S.N	Item	Records to be verified	Bench Marks	Self	Grade by Academic	Recommendatio
3	Staff Council Register (Minutes of meetings)	Meeting Minutes and Resolutions of Staff Council	Grade A, if Staff Council meets regularly and implements resolutions through meetings Grade B, if Staff Council resolutions properly recorded Grade C, if Staff Council is formed	A	A	
4	Implementation of OTLP	Grade report	Grade A, if the Institution achieves Grade A throughout the year Grade B, if the Insitution achieves Grade A occasionally Grade C, if the Instituion achieves B & C grades	A	A	
5	Number of RTI issues addressed	RTI file with applications, responses and registers	Grade A, if all the applications disposed within the stipulated time Grade B, if the applicatons are not disposed within the stipulated time Grade C, if record is not properly maintained	A	A	
6	Organizational structure of the Institution	Organogram showing hierarchy and incharges	Grade A, if Organogram with hierarchy incharges prepared Grade B, if Only heirarchy is presented Grade C, if Organogram is not prepared	A	A	
B	Institutional e - governance					
7	Implementation of e - governance in	Softwares and records to be verified Consolidated report by Principal	Grade A, if any 3 components exist Grade B, if any 2 components exist Grade C, if nothing exist	A	A	
	a) Administration					
	b) Finance and Accounts					
	c) Student Admissions and support					
	d) Examinations					
C	Faculty Empowerment Strategies					
8	Details of financial support to attend conference / workshop and membership for professional bodies for the last 2 years	Consolidated report by research committee validated by IQAC and Verified by Principal	Grade A, if more than 75% staff are funded Grade B, if more than 50% staff are funded Grade C, if less than 50% staff are funded	C	C	
9	Details of professional development / administrative training programs organized by the institution for teaching and non teaching staff during the last two years	Consolidated report by research committee validated by IQAC and Verified by Principal	Grade A, if more than 5 programmes are organized Grade B, if more than 3 programmes are organized Grade C, if less than 3 programmes are organized	A	A	

S.N	Item	Records to be verified	Bench Marks	Self	Grade by Academic	Recommendatio
10	Details of teachers undergoing online/ offline faculty development programmes during the last two years (Professional Development Programmes, Orientation / Induction Programmes, Refresher Course/ Short Term Course etc	Consolidated report by research committee validated by IQAC and Verified by Principal	Grade A, if more than 75% staff attend Grade B, if more than 50% staff attend Grade C, if less than 50% staff attend	A	A	
11	Details of performance appraisal system designed by instituion for Teaching and non- teaching staff	ASAR reports	Grade A, if more than 75% teachers are accredited at "Good" grade Grade B, if more than 50 % teachers are accredited at "Good" grade Grade C, if less than 50% teachers are accredited at "Good" grade	A	A	
D	Financial Management and Resource Mobilization					
12	Institutional mechanism for internal and external financial audits	1. Internal Audit Committee constitution Circular 2. Financial Audit Reports	Grade A, if both are maintained Grade B, if only external audit is conducted Grade C, if no audit record is maintained	A	A	
13	Funds / Grants received from nongovernment bodies, individuals, philanthropists (other than research)	Consolidated Report verified by Princpal	Grade A, if more than Rs. 3 lakhs received Grade B, if more than Rs. 1 lakh received Grade C, if less than Rs. 1 lakh received	A	A	
E	Internal Quality Assurance System					

S.N	Item	Records to be verified	Bench Marks	Self	Grade by Academic	Recommendatio
14	Significant Contribution of IQAC for quality a. Strategies and Plan of Action b. Review mechanisms of Teaching learning process, methodologies and learning outcomes by IQAC c. Details of AQARs prepared and submitted d. Number of IQAC meetings held during the current year e. Average number of quality initiatives by IQAC for promoting quality culture per year	1. IQAC Activity register 2. Action Plan 3. Minutes of Meeting 4. ATR 5. Proof of submission of AQAR to NAAC last two years 6. Hard copies of AQARs submitted	Grade A, if all the records are maintained Grade B, if the first four records are maintained Grade C, if any 3 records or below are maintained	A	A	
15	Participation in NIRF	1. Record of submission 2. Proof of Rank, if any.	Grade A, if ranked Grade B, if participated Grade C, if not participated	B	B	
Overall Grade					A	

VII-INSTITUTIONAL VALUES AND BEST PRACTICES


Activities that teach values of the Institution

A	Activities that teach values of the Institution					
	Details of Activities by the Institution for					
1	A) Promotion of gender equality and sensitization a) Safety and security b) Counselling c) Common Rooms for women students d) Details about sensitization activities	Approved Policy & Report focusing on details and activities validated by IQAC and verified by Principal	Grade A, if all 4 reports are present Grade B, if any 3 are present Grade C, if any 2 or below	A	A	
	B) Environmental consciousness and sustainability a) Solar energy, b) Sensor-based energy conservation, c) Use of LED bulbs/ power efficient equipment	Approved Policy & Report focusing on details and activities validated by IQAC and verified by Principal	Grade A, if all 3 reports are present Grade B, if any 2 are present Grade C, if any one is present	B	B	

S.N	Item	Records to be verified	Bench Marks	Self	Grade by Academic	Recommendatio
	C) Waste Management a)Solid waste management b)Liquid waste management c)Lab Waste management d)E-waste management	Approved Policy & Report focusing on details and activities validated by IQAC and verified by Principal	Grade A, if all 4 reports are present Grade B, if any 3 are present Grade C, if any 2 or below	A	A	
	D) Water Conservation a)Rain water harvesting b)Borewell /Open well recharge	Approved Policy & Report focusing on details and activities validated by IQAC and verified by Principal	Grade A, if all 2 reports are present Grade B, if any one is present Grade C, if nothing is present	A	A	
	E) Green campus initiatives a)Plastic free campus(Ban on the use of Plastics) b)Botanical garden c)Green house d)Green landscaping e)Green audit f)Battery vehicles	Approved Policy & Report focusing on details and activities validated by IQAC and verified by Principal	Grade A, if all 6 reports are present Grade B, if any 4 are present Grade C, if any 3 or below	B	B	
	F) Divyangan friendly barrier - free environment a)Ramps b)Railings c)Scribe for examination d)Provision of lift/Wheel chairs e) Alternative arrangements for Divyangan	Approved Policy & Report focusing on details and activities validated by IQAC and verified by Principal	Grade A, if all 4 reports are present Grade B, if any 3 are present Grade C, if any 2 or below	A	A	
B	Initiatives for inculcating values					
	Cross cutting issues and value initiatives a) Tolerance and harmony against several diversities i)Cultural ii) Regional iii)Linguistic iv) Communal v)Socio - Economic	College Activity Register & Report focusing on details and activities validated by IQAC and verified by Principal	Grade A, if all 5 reports are present Grade B, if any 4 are present Grade C, if any 3 or below	A	A	
	b) Human values and professional ethics	Syllabus copy, College Activity Register & Report focusing on details and activities validated by IQAC and verified by Principal	Grade A, if all 3 reports are present Grade B, if any 2 are present Grade C, if any one is present	A	A	

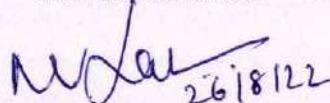
S.N	Item	Records to be verified	Bench Marks	Self	Grade by Academic	Recommendatio
	c) Code of condct for students and teachers	Approved Policy & Report on implementation with details validated by IQAC and verified by Principal	Grade A, if all 2 reports are present Grade B, if any one is present Grade C, if nothing is present	A	A	
	d) Celebration of National and International commemorative days and festivals	College Activity Register & Report focusing on details and activities validated by IQAC and verified by Principal	Grade A, if all 2 reports are present Grade B, if any one is present Grade C, if nothing is present	A	A	
3	Sensitization of students and employees of the Institution to the constitutional obligations/ awareness programmes on Constitutional values a)Liberty, Equality, Fraternity, Justice b)Fundamental rights and duties c)Responsibilities of citizenship.	College Activity Register & Report focusing on details and activities validated by IQAC and verified by Principal	Grade A, if all 3 reports are present Grade B, if any 2 are present Grade C, if any one is present	A	A	
C	Best Practices	Record of two best/innovative practices by the institution				
	i.	i) Departmental Best Practices Report in the NAAC prescribed format	Grade A, if all 2 reports are present Grade B, if any one is present Grade C, if nothing is present	A	A	
	ii.	ii) Institutional Best Practice Report in the NAAC prescribed format				
D	Institutional Distinctiveness					
	Explain how disctinct is your institution in academic and administrative practices:	Evidence with clear cut examples - Document in 200 words	Grade A, if Academic and Administrative practices are produced Grade B, if only one is produced Grade C, if no document is available	A	A	
Overall Grade					A	
College Grade - A						

Name & Signature of the Principal :


26/8/22

Dr.Ch.Ramanamma

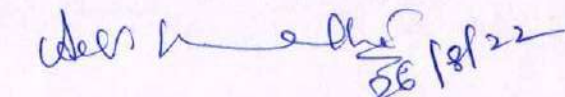
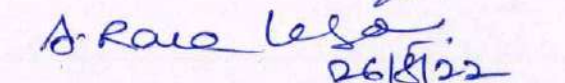

Name & Signature of the Vice-Principal :


26/8/22

Dr.N.Vijaya Lakshmi

Note: This format is to be filled by the Principal and submitted to the Academic Audit Team.

Name & Signatures of the Academic Advisors

- 1 
26/8/22
- 2 
- 3 
26/8/22